

# The SHAvite-3 Hash Function

Eli Biham<sup>1,\*</sup> and Orr Dunkelman<sup>2,\*\*</sup>

<sup>1</sup> Computer Science Department, Technion  
Haifa 32000, Israel

`biham@cs.technion.ac.il`

<sup>2</sup> École Normale Supérieure  
Département d'Informatique,  
CNRS, INRIA  
45 rue d'Ulm, 75230 Paris, France  
`orr.dunkelman@ens.fr`

**Abstract.** In this document we present SHAvite-3, a secure and efficient hash function based on the HAIFA construction and the AES building blocks. SHAvite-3 uses a well understood set of primitives such as a Feistel block cipher which iterates a round function based on the AES round. SHAvite-3's compression functions are secure against cryptanalysis, while the selected mode of iteration offers maximal security against black box attacks on the hash function. SHAvite-3 is both fast and resource-efficient, making it suitable for a wide range of environments, ranging from 8-bit platforms to 64-bit platforms (and beyond).

## 1 Introduction

The recent security findings on the (lack of) collision resistance in SHA-1 [23, 55] mark the close end of SHA-1's useful life. Although the use of SHA-256 may be a solution for this specific issue, the recent collision finding techniques as well as the results on the second preimage resistance of Merkle-Damgård hash functions and the similarity of the SHA-256 design to the design of SHA-1, motivated the US National Institutes of Standards and Technology to issue a call for a successor algorithm to be named SHA-3. The essential requirements for SHA-3 are the support for message digests of 224, 256, 384, and 512 bits.

In this document, we present a candidate for SHA-3. Our design philosophy is to use well-understood components to achieve high security and competitive performance. We find this approach the most reasonable one given the advances in cryptanalysis of hash functions, and specifically, the results on SHA-1 and on Merkle-Damgård hash functions.

A hash function is usually composed of a compression function and a mode that iterates this compression function to deal with arbitrarily long messages. For the compression function we developed a construction based on the well understood Davies-Meyer transformation of a block cipher into a compression function. The underlying block cipher is a Feistel construction which uses the AES round as a building block.

The hash function then iterates the compression function using the HAsH Iterative FrAmework (HAIFA). The result is a fast and secure hash functions, which can be used to produce any digest size up to 512 bits. For digests of up to 256 bits we allow messages of up to  $(2^{64} - 1)$

---

\* The first author was supported in part by the Israel MOD Research and Technology Unit.

\*\* The second author was supported by the France Telecom Chaire.

bits, and for longer digests we allow messages of up to  $(2^{128} - 1)$  bits in line with the current FIPS tradition of SHA-1 and the SHA-2 family, ensuring easy transition to SHAvite-3.

As SHAvite-3 is based on AES building blocks, as well as the HAIFA mode of iteration, it is assured to be compact and efficient, and suitable for many platforms (both modern CPUs, as well as smart cards and 8-bit machines). Our current implementation of SHAvite-3 achieves for 256-bit digests a speed of 35.3 cycles per byte on a 32-bit machine and of 26.7 cycles per byte on a 64-bit machine. For 512-bit digests, SHAvite-3 achieves speeds of 58.4 cycles per byte on a 32-bit machine, and 38.2 cycles per byte on a 64-bit machine.

SHAvite-3 is named after its speed and security, as it is both a secure hash function, and fast (vite in French). In Hebrew, the meaning of the word shavite is comet, a fast natural phenomena. The current proposed version is SHAvite-3 (pronounced “shavite shalosh”, as in Hebrew), as it is the third variant of the design (the first two are unpublished).

This document is organized as follows: In Section 2 we describe the AES round function and some mathematical background related to it. Section 3 outlines HAIFA which is the way SHAvite-3 iterates its compression function. The full specifications of SHAvite-3 are given in Section 4. The design criteria and motivation are outlined in Section 5. The security analysis is detailed in Section 6, and we introduce an efficient MAC based on SHAvite-3 in Section 7. We present our performance analysis in Section 8. Several test vectors are given in Appendix A. We summarize the proposal in Section 9.

## 2 AES and Some Mathematical Background

Our construction relies on the round function used in AES [51]. The advanced encryption standard is an SP-network with block size of 128 bits which supports key sizes of 128, 192, and 256 bits. A 128-bit plaintext is treated as a byte matrix of size  $4 \times 4$ , where each byte represents a value in  $GF(2^8)$ . An AES round applies four operations to the state matrix:

- SubBytes (SB) — applying the same 8-bit to 8-bit invertible S-box 16 times in parallel on each byte of the state,
- ShiftRows (SR) — cyclic shift of each row (the  $i$ 'th row is shifted by  $i$  bytes to the left),
- MixColumns (MC) — multiplication of each column by a constant  $4 \times 4$  matrix over the field  $GF(2^8)$ , and
- AddRoundKey (ARK) — XORing the state with a 128-bit subkey.

We outline an AES round in Figure 1. We note that we only use the full round function of AES, and thus we omit here the full description of the key schedule and the exact definition of AES.

Throughout this document we denote by  $AESRound_{subkey}(x)$  one round of AES as defined in Federal Information Processing Standard 197 [51], using the subkey  $subkey$  applied to the input  $x$ . Specifically,

$$AESRound_{subkey}(x) = MC(SR(SB(x))) \oplus subkey.$$

In AES, each byte represents a value in the field  $GF(2^8)$ , i.e., the byte value  $0x13$  corresponds to the polynomial  $x^4 + x + 1$ . In order to explicitly the AES designers picked the following irreducible polynomial used to generate this field:

$$m(x) = x^8 + x^4 + x^3 + x + 1.$$

Thus, to multiply two elements  $p(x), q(x) \in GF(2)/m(x)$  (which we denote by  $\bullet$ , following the Federal Information Processing Standard 197 [51]), first compute the product of  $p(x)q(x)$

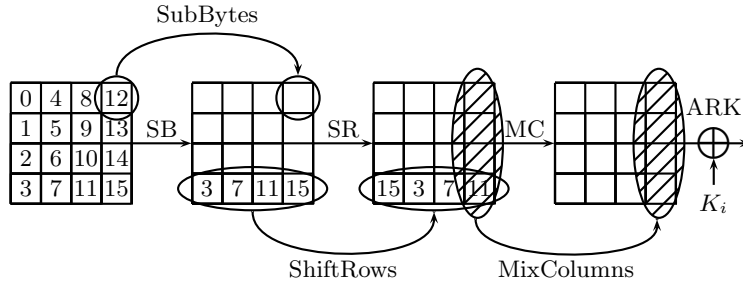


Fig. 1. An AES round

(as polynomials over  $GF(2)$ ), and then reduce the outcome modulo  $m(x)$ . For example, let  $p(x) = x^6 + x^5 + x^2 + 1$  (i.e.,  $p(x)$  represents the value  $65_x$ ) and let  $q(x) = x^7 + x^3 + x$  (i.e.,  $q(x)$  represents the value  $8A_x$ ), then  $p(x) \bullet q(x) = x^7 + x^4 + x^3 + x^2 + 1$  (i.e., corresponding to  $9D_x$ ) as

$$p(x)q(x) = [x^6 + x^5 + x^2 + 1] \cdot [x^7 + x^3 + x] = x^{13} + x^{12} + x^8 + x^6 + x^5 + x$$

which reduces to  $x^7 + x^4 + x^3 + x^2 + 1$  modulo  $m(x) = x^8 + x^4 + x^3 + x + 1$ .

The MixColumns operation takes each 4-byte column  $(b_0, b_1, b_2, b_3)^T$ , and multiplies it (from the left) with an MDS matrix over the field  $GF(2^8)$ , thus the output  $(d_0, d_1, d_2, d_3)^T$  is computed as

$$\begin{pmatrix} d_0 \\ d_1 \\ d_2 \\ d_3 \end{pmatrix} = \begin{pmatrix} 2 & 3 & 1 & 1 \\ 1 & 2 & 3 & 1 \\ 1 & 1 & 2 & 3 \\ 3 & 1 & 1 & 2 \end{pmatrix} \begin{pmatrix} b_0 \\ b_1 \\ b_2 \\ b_3 \end{pmatrix}$$

The computation of the S-box is done as follows:

- Given the input  $x$ , compute  $r = x^{-1}$  in the field  $GF(2^8)$  (where zero is considered its own inverse).
- Compute  $y = A \cdot r + b$  as linear equations over  $GF(2)$  where

$$A = \begin{pmatrix} 1 & 0 & 0 & 0 & 1 & 1 & 1 & 1 \\ 1 & 1 & 0 & 0 & 0 & 1 & 1 & 1 \\ 1 & 1 & 1 & 0 & 0 & 0 & 1 & 1 \\ 1 & 1 & 1 & 1 & 0 & 0 & 0 & 1 \\ 1 & 1 & 1 & 1 & 1 & 0 & 0 & 0 \\ 0 & 1 & 1 & 1 & 1 & 1 & 0 & 0 \\ 0 & 0 & 1 & 1 & 1 & 1 & 1 & 0 \\ 0 & 0 & 0 & 1 & 1 & 1 & 1 & 1 \end{pmatrix} \quad b = \begin{pmatrix} 1 \\ 1 \\ 0 \\ 0 \\ 0 \\ 1 \\ 1 \\ 0 \end{pmatrix}$$

- Output  $y$ .

For completeness, we provide the S-box in Table 1.

	0	1	2	3	4	5	6	7	8	9	A	B	C	D	E	F
00	63	7C	77	7B	F2	6B	6F	C5	30	01	67	2B	FE	D7	AB	76
10	CA	82	C9	7D	FA	59	47	F0	AD	D4	A2	AF	9C	A4	72	C0
20	B7	FD	93	26	36	3F	F7	CC	34	A5	E5	F1	71	D8	31	15
30	04	C7	23	C3	18	96	05	9A	07	12	80	E2	EB	27	B2	75
40	09	83	2C	1A	1B	6E	5A	A0	52	3B	D6	B3	29	E3	2F	84
50	53	D1	00	ED	20	FC	B1	5B	6A	CB	BE	39	4A	4C	58	CF
60	D0	EF	AA	FB	43	4D	33	85	45	F9	02	7F	50	3C	9F	A8
70	51	A3	40	8F	92	9D	38	F5	BC	B6	DA	21	10	FF	F3	D2
80	CD	0C	13	EC	5F	97	44	17	C4	A7	7E	3D	64	5D	19	73
90	60	81	4F	DC	22	2A	90	88	46	EE	B8	14	DE	5E	0B	DB
A0	E0	32	3A	0A	49	06	24	5C	C2	D3	AC	62	91	95	E4	79
B0	E7	C8	37	6D	8D	D5	4E	A9	6C	56	F4	EA	65	7A	AE	08
C0	BA	78	25	2E	1C	A6	B4	C6	E8	DD	74	1F	4B	BD	8B	8A
D0	70	3E	B5	66	48	03	F6	0E	61	35	57	B9	86	C1	1D	9E
E0	E1	F8	98	11	69	D9	8E	94	9B	1E	87	E9	CE	55	28	DF
F0	8C	A1	89	0D	BF	E6	42	68	41	99	2D	0F	B0	54	BB	16

Table 1. AES' S-box (all values are given in hexadecimal)

### 3 Hash Iterative Framework

The most widely used mode of iteration is the Merkle-Damgård construction [22, 42, 43]. While the collision resistance of the compression function is preserved in the Merkle-Damgård construction, this is not the case for second preimage resistance as suggested in [1, 25, 37]. Other undesired properties in such iteration were also suggested: extensions attacks (which lead to some differentiability results [19]) and chosen target preimage attacks [36].

The Hash Iterative Framework allows to overcome these problems while maintaining a simple construction and at the same time allowing for a more flexible hash function (for example, it contains an integrated support for variable digest length). Under reasonable assumptions, it is claimed that HAIFA does preserve the major security notions and is indeed second preimage resistant [17]. In particular, we show that the HAIFA mode of iteration is protected against the second preimage attacks and the chosen-target preimage attacks of [1, 25, 36, 37].

Moreover, HAIFA has an integrated support for keys, thus defining families of hash functions (when needed). This can also be used as a base for more efficient message authentication codes based on the hash function (as we suggest in Section 7).

#### 3.1 Specifications of HAIFA

Hashing with HAIFA involves few steps:

1. Message padding, according to the HAIFA padding scheme.
2. Compressing the message using a HAIFA-compatible compression function.
3. Truncating the output to the required length.

The message padding used in HAIFA is very similar to the one used in Merkle-Damgård, but offers a better security, as well as better support for different digest sizes. The compression is done using a compression function with four inputs:

- A chaining value (of length  $m_c$ ),
- A message block (of length  $n$ ),
- The number of bits hashed so far including the current block (a counter of length  $c$ ),

- A salt (of length  $s$ ).

Hence, to compress a message  $M$ , the user first chooses a salt  $salt$  at random. The salt can be application specific (e.g., a string identifying the application), a serial number within the application (e.g., the serial number of the message being signed), or even a counter. However, a careful application would ensure that the salt contains enough randomness to be unpredictable.

In order to compute  $HAIFA_{salt}^C(M)$  using the compression function  $C : \{0, 1\}^{m_c} \times \{0, 1\}^n \times \{0, 1\}^b \times \{0, 1\}^s \rightarrow \{0, 1\}^{m_c}$  the message is first padded, and divided into  $l$  blocks of  $n$  bits each,  $pad(M) = M_1 || M_2 || \dots || M_l$ . Now, the user:

1. Sets  $h_0$  as the initial value (according to the procedure defined in Section 3.3).
2. Computes iteratively

$$h_i = C(h_{i-1}, M_i, \#bits, salt).$$

3. Truncates  $h_l$  (according to the procedure defined in Section 3.3).
4. Output the truncated value as  $HAIFA_{salt}^C(M)$ .

### 3.2 The Padding Scheme

Let  $n$  be the block length (e.g.,  $n = 512$  or  $1024$ ). The padding of a message  $M$  is:

1. Pad with a single bit of 1.
2. Pad with as many 0 bits as needed such that the length of the padded message (with the 1 bit and the 0's) is congruent modulo  $n$  to  $(n - (t + r))$ .
3. Pad with the message length encoded in  $t$  bits.
4. Pad with the digest length encoded in  $r$  bits.

We note that when a full padding block is added (i.e., the entire original message was already processed by the previous calls to the compression function, and the full message length was already used as an input to the previous call as the  $\#bits$  parameter), the compression function is called with the  $\#bits$  parameter set to **zero**. This property ensures that the additional full padding block is processed with a different  $\#bits$  parameter than for prior invocations of the compression function.

### 3.3 Variable Digest Length

Different digest lengths are needed for different applications. HAIFA supports variable digest length while preventing relations between the digests of the same message with different hash sizes. For generating a digest of length  $m$ ,

1. The initial value  $h_0$  is computed by  $h_0 = C(MIV, m, 0, 0)$ , where  $MIV$  is a master  $IV$ , and  $m$  is encoded as the content of the block.
2. The digest length is used by the padding schemes, and thus directly affects the compression of the last block.
3. After the final block is processed, the digest is composed of  $m$  bits of the last computed chaining value  $h_l$ .

Note that  $h_0$  can be computed during the initialization of the hash function or can be computed in advance, and be hard-coded into the implementation.

### 3.4 The Security of HAIFA Hash Functions

The HAIFA mode of iteration preserves many useful properties of the compression function. If the compression function is collision resistant, so does the hash function. The same is true with respect to PRF features of the compression function, i.e., if the compression function is PRF, then so does the hash function. This makes HAIFA ideal for message authentication codes besides hashing. HAIFA also offers maximal security against (second) preimage attacks.

**3.4.1 Collision Resistance Preservation** The proof that HAIFA preserves the collision resistance of the compression function is very similar to the one used to prove that Merkle-Damgård hash functions retain the collision resistance of the underlying compression function.

As HAIFA uses salts, we shall consider the strongest definition of a collision in the compression function where the adversary may control all the input parameters to the compression function including the salt, and tries to generate the same output. Under this strong assumption we assume that the adversary can even manipulate the *#bits* parameter.

Let  $M_1$  and  $M_2$  be the two colliding messages, i.e.,  $HAIFA_{salt_1}^C(M_1) = HAIFA_{salt_2}^C(M_2)$ , with respective lengths  $l_1$  and  $l_2$ . If the lengths  $l_1$  and  $l_2$  are different, or the salts are different, then the last blocks are necessarily different. Therefore, a collision in the (full) hash function allows to find a collision in the compression function of the last block.

If the lengths of the messages are the same and the salts are the same, one can start from the equal digest and equal last block and trace backwards till the point where the inputs to the compression function (either the input block or the input chaining value) differ, as at some point they must differ (otherwise  $M_1 = M_2$ ). The same argument as the one for the Merkle-Damgård mode shows that there must exist a message block  $i$  such that  $M_i^1 \neq M_i^2$  or  $h_{i-1}^1 \neq h_{i-1}^2$  (where the superscript denotes the corresponding message), for which  $C(h_{i-1}^1, M_i^1, salt, \#bits) = C(h_{i-1}^2, M_i^2, salt, \#bits)$ , i.e., a collision of the compression function is found.

**3.4.2 Security Against Extension Attacks** HAIFA uses a bit counter, which is processed in each and every compression function call. This extra input offers great security advantages, one of which is the prefix-free encoding of the inputs to the compression function, which is independent of the messages themselves.

The reason for that is that the last block (or the one before it, in case an additional padding block is added) is compressed with the number of bits that were processed so far. If this value is not a multiple of the block size then the resulting chaining value is not equal to the chaining value that is needed to extend the message. If the message is a multiple of a block, then an additional block is hashed with the parameter *#bits* = 0. Thus, the chaining value required for the extension remains obscure to the adversary.

We conclude that as long as the compression function is secure, it is not possible to compute  $HAIFA_{salt}(m||x)$ , given  $HAIFA_{salt}(m)$  for any  $x$  (even if the salt *salt* is known). This has some interesting security features (besides the obvious suitability for simpler MAC constructions).

**3.4.3 PRF Preservation and PRO Preservation** The bit counter scheme allows a prefix-free encoding of the message. Among other things, this fact proves that HAIFA (when instantiated with a random oracle as a compression function) preserves the pseudorandom oracle property [19].

The prefix-free encoding also ensures the preservation of the pseudorandom function property of the compression function [6]. And thus, the only way to distinguish a HAIFA hash function effectively from a random string/random oracle is to use internal collisions, providing security of  $\min\{2^s, 2^m, 2^{m_c/2}\}$  against these attacks. The  $2^m$  option is for cases where more than half of the bits of the internal state are truncated (and thus, “exhaustive search”-like attacks require less effort than attacks based on internal collisions).

**3.4.4 Security Against Second Preimage Attacks** HAIFA offers full security against second preimage attacks, i.e., finding a second preimage or a chosen target preimage of an  $m$ -bit digest requires  $2^m$  compression functions calls. We first consider some of the latest results on Merkle-Damgård, and show that they do not apply to HAIFA. We then discuss some theoretical reasoning why even future attacks are expected to fail.

- **Dean’s expandable message technique (second preimage attack)** — Dean’s attack [25] is based on finding fix-points for the compression function, which can be iterated repeatedly. While it may be easy to find a fix-point for an instance of the compression function, the use of the *#bits* counter prevents the repeated concatenation of the fixed-point to itself (as for different *#bits* different fix-points are expected). Moreover, even if a fixed-point for multiple *#bits* value is found, the phase of connecting the expandable message to the target message requires the adversary to commit to a specific location (i.e., which message block is replaced), which means, that the connection of the expandable message to the challenge message requires  $2^{m_c}$  operations.
- **Kelsey and Schneier’s expandable message (second preimage attack)** — Kelsey and Schneier’s attack [37] is based on constructing an expandable message using Joux’s multicollision technique [33]. As noted before, even if such a message was constructed, the cost of connecting it to the challenge message is like the cost of finding a second preimage of the compression function. Moreover, to generate the expandable message, one needs to be able to connect from a given chaining value two sequences of blocks with differing lengths resulting in a common chaining value that can be connected to different positions in the sequence of chaining values. The best possible approach would be to set the length after one block of this multicollision (e.g., block  $l$ ), find a one block/two block collision that leads to the given length (i.e., start from position  $l - 1$  and find a message block that leads to a collision with a two message block starting at position  $l - 2$ ) and find from this location a collision between one message block with three blocks. The result is a very limited “expandable message” of between two and five blocks which must be used starting at block  $l - 2$  (and then its length is either 3 or 5 blocks) or at block  $l - 1$  (and then its length is either 2 or 4 blocks). All other options are foiled by the *#bits* parameter which has to be determined in other locations as well. We recall that despite the “expandable message”, the connection phase still requires the adversary to commit to a specific location, i.e., the time complexity of the online phase of the attack is not reduced at all (and is  $2^m$ ).
- **The Herding Attack (chosen target preimage attacks)** — In the herding attack [36], the adversary constructs a diamond structure, a set of many chaining values from which the adversary knows how to get to a specific target value. As HAIFA contains salts, the adversary has either to choose the salt on his own (making the attack scenario less realistic) or generate a diamond structure for every possible salt. If the salt length is equal to half the chaining value size (or even longer), this approach takes pre-processing time which is larger than a preimage attack and whose memory storage makes standard time-memory attacks more favorable. Moreover, unlike the Merkle-Damgård construction where the same

diamond structure can be used in any possible location, in HAIFA, the diamond structure is fixed to a given location in the stream due to the *#bits* parameter, thus reducing the applicability of the attack.

- **Second Preimage Attack Based on Herding** — The latest second preimage attack suggested in [1] uses a diamond structure to allow the adversary to generate short “patches” to the message, and thus obtain a second preimage attack which is slightly slower than other techniques, but at the same time can deal with more hash function constructions. As stated earlier, the fact that the diamond structure is fixed to a given position, renders this impractical (or more precisely makes this attack equivalent to exhaustive search against the compression function).

While the above issues deal with concrete attacks, one might ponder whether there are other second preimage attacks which may break HAIFA hash functions. Though the general case is not yet solved, the results of [17] claim that if the compression function is a random oracle, then indeed there is no a shortcut second preimage attack on HAIFA.

The main reason for the security is that the bit counter prevents applying any attack in more than one specific location (i.e., the adversary has to commit in advance to the location where the second preimage is to be found) even in the theoretical settings studied in [17]. Hence, the best strategy an adversary could apply is to try and find a single block second preimage, which requires an exhaustive search if the compression function is strong.

**3.4.5 The Security Advantages of the Salt** The *salt* parameter can be considered as defining a family of hash functions as needed by the formal definitions of [48] in order to ensure the security of the family of hash functions. This parameter can also be viewed as an instance of the randomized hashing concept [29]. Thus, it inherits all the advantages of the two concepts:

- The ability to define the security of the hash function in the theoretical model.
- Transformation of all attacks on the hash function that can use precomputation from an off-line part and an on-line part to only an on-line part (as the exact *salt* is not known in advance).
- Increasing the security of digital signatures, as the signer chooses the *salt* value, and thus, any attack aiming at finding two messages with the same hash value has to take the *salt* into consideration. See [29] for more details about this property.

We note that the salt can be application specific (e.g., a string identifying the application), a serial number that follows the application (e.g., the serial number of the message signed), a counter, or a random string. It is obvious that the salt can also be set as a combination of these values. However, we emphasize that applications that need the extra security suggested by the salt should use as many random bits of salt as possible.

## 4 Specifications of SHAvite-3

SHAvite-3 has two flavors, according to the used compression function and digest size:

1. SHAvite-3<sub>256</sub> uses the compression function  $C_{256}$  and produces digests of up to 256 bits,
2. SHAvite-3<sub>512</sub> uses the compression function  $C_{512}$  and produces digests of 257 to 512 bits.

Specifically, digest lengths 160, 224, and 256 bits (required by the NIST call, as well as needed for a SHA-1 replacement) are to be produced by SHAvite-3<sub>256</sub> (with truncation, as defined by HAIFA). The digest lengths 384 and 512 bits required by the call are to be produced by SHAvite-3<sub>512</sub>.



#### 4.1 Specifications of SHAvite-3<sub>256</sub>

SHAvite-3<sub>256</sub> is a HAIFA hash function, based on the compression function  $C_{256}$ . The compression function  $C_{256}$  accepts a chaining value of 256 bits (i.e.,  $m_c = 256$ ), a message block of size 512 bits ( $n = 512$ ), a salt of size 256 bits ( $s = 256$ ), and a bit counter of 64 bits ( $b = 64$ ).

We use an underlying block cipher  $E^{256}$  in a Davies-Meyer transformation to construct  $C_{256}$ . The block cipher is a 12-round Feistel block cipher. Each round function of the block cipher is composed of three full rounds of AES. The plaintext size is 256 bits (the 256 bits of the chaining value), while the “key” (composed of the message block, the salt, and the counter) size is  $512 + 64 + 256 = 832$  bits. Not all the “key” bits are treated equally, as 512 of these bits are the message block, 64 bits are the bit counter, and the remaining 256 bits are the salt.

**4.1.1 The  $C_{256}$ ’s Underlying Block Cipher —  $E^{256}$**  The block cipher accepts a 256-bit plaintext  $P$ , treated as an array of eight 32-bit words  $P[0, \dots, 7]$ . The plaintext is divided into two halves  $P = (L_0, R_0)$ , where  $L_0$  contains words  $P[0, \dots, 3]$ , and  $R_0$  contains words  $P[4, \dots, 7]$ . We note that bytes 0,1,2,3 of  $L_0$  are  $P[0]$ , while bytes 12,13,14,15 of  $R_0$  are  $P[7]$ . Then, the round function is repeated 12 times:

$$(L_{i+1}, R_{i+1}) = (R_i, L_i \oplus F_{RK_i}^3(R_i)).$$

$F^3(\cdot)$  accepts an input of 128 bits,  $R_i$ , as well as a 384-bit subkey,  $RK_i = (k_i^0, k_i^1, k_i^2)$ , and applies three full rounds of AES, using  $k_i^0$  as a whitening key before the first internal round,  $k_i^1$  the subkey of the first round,  $k_i^2$  the subkey of the internal second round (and all zeroes as the subkey of the third internal round):

$$F_{(k_i^0, k_i^1, k_i^2)}^3(x) = AESRound_{0^{128}}(AESRound_{k_i^2}(AESRound_{k_i^1}(x \oplus k_i^0))).$$

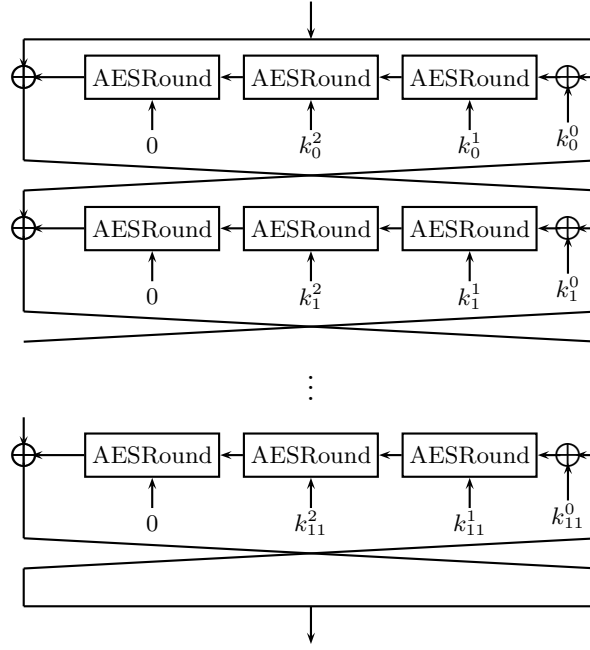
We note that the last round’s subkey (which is XORed) is the all zero value (thus, this operation can be omitted). We also note that all the AES rounds are full AES rounds (with the MixColumns operation).

The ciphertext  $C = (L_{12}, R_{12})$  is the output of the block cipher, where bytes 0,1,2,3 of  $L_{12}$  compose the first 32-bit word of the ciphertext. We outline the block cipher  $E^{256}$  in Figure 2.

**4.1.2 The Message Expansion** The message expansion of  $C_{256}$  (the key schedule algorithm of  $E^{256}$ ) accepts a 512-bit message block, a 64-bit counter, and a 256-bit salt. All are treated as arrays of 32-bit words (containing 16, 2, and 8 words, respectively), which are used to generate 36 subkeys of 128 bits each, or a total of 144 32-bit words.

Let  $rk[0, \dots, 143]$  be an array of 144 32-bit words, let  $msg[0, \dots, 15]$  be the message array (of 32-bit each),  $cnt[0, 1]$  be the counter array (we parse the 64-bit counter  $\#bits$  as a two word array, where  $cnt[0]$  contains the least significant part of  $\#bits$ ), and  $salt[0, \dots, 7]$  be the salt.

The first 16 words of  $rk[\cdot]$  are initialized with the message words themselves. After that we repeat a process that generates 16 words in a nonlinear manner and then 16 words in a linear manner. The nonlinear process takes four  $rk[\cdot]$  words, encrypts them under the salt (twice under the first four words of the salt, and twice under the last four words of the salt), and XORs the outcome with four (other)  $rk[\cdot]$  words to produce the next four words (this is repeated four times in each iteration of the nonlinear process). The linear process takes two words from  $rk[\cdot]$  and XORs them to produce the next word (this is repeated sixteen times in each iteration of the linear process).



**Fig. 2.** The underlying block cipher of  $C_{256}$

Eight of the produced words are XORed with the counter (four with  $cnt[0]$  and four with  $cnt[1]$ ), thus preventing any slide properties of the cipher:  $rk[16]$ ,  $rk[54]$ ,  $rk[91]$ , and  $rk[124]$  are XORed with  $cnt[0]$  during their update, and  $rk[17]$ ,  $rk[53]$ ,  $rk[90]$ , and  $rk[127]$  are XORed with  $cnt[1]$ .

A summary of the computation of  $rk$  is as follows:

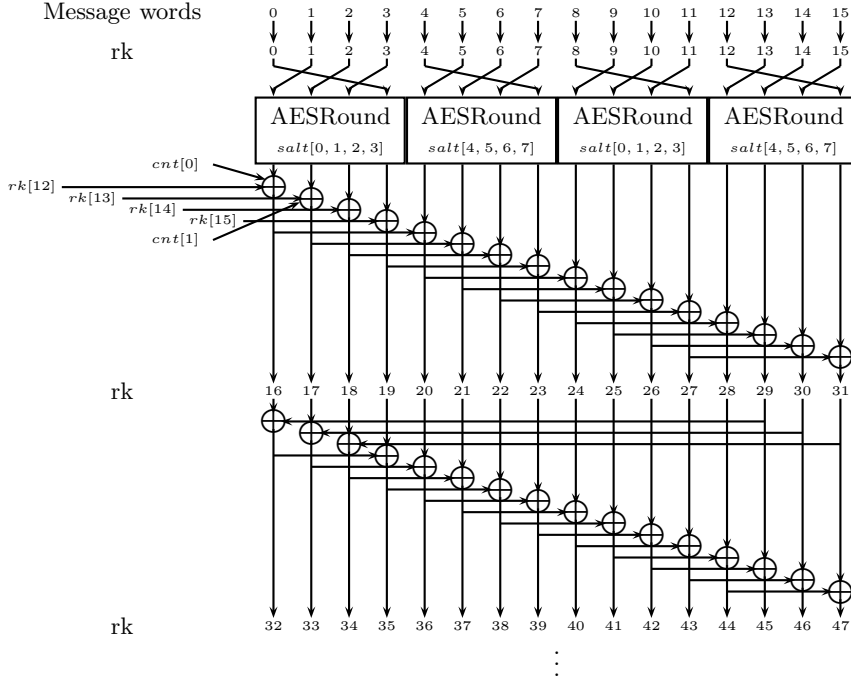
- For  $i = 0, \dots, 15$  set  $rk[i] \leftarrow msg[i]$ .
- Set  $i \leftarrow 16$
- Repeat four times:
  1. **Nonlinear Expansion Step:** Repeat twice:
    - (a) Let

$$t[0..3] = AESRound_{0^{128}}((rk[i-15]||rk[i-14]||rk[i-13]||rk[i-16]) \oplus (salt[0]||salt[1]||salt[2]||salt[3])).$$

- (b) For  $j = 0, \dots, 3$ :  $rk[i+j] \leftarrow t[j] \oplus rk[i+j-4]$ .
- (c) If  $i = 16$  then  $rk[16] \oplus = cnt[0]$  and  $rk[17] \oplus = cnt[1]$ .
- (d) If  $i = 84$  then  $rk[86] \oplus = cnt[1]$  and  $rk[87] \oplus = cnt[0]$ .
- (e)  $i \leftarrow i + 4$ .
- (f) Let

$$t[0..3] = AESRound_{0^{128}}((rk[i-15]||rk[i-14]||rk[i-13]||rk[i-16]) \oplus (salt[4]||salt[5]||salt[6]||salt[7])).$$

- (g) For  $j = 0, \dots, 3$ :  $rk[i+j] \leftarrow t[j] \oplus rk[i+j-4]$ .
- (h) If  $i = 56$  then  $rk[57] \oplus = cnt[1]$  and  $rk[58] \oplus = cnt[0]$ .
- (i) If  $i = 124$  then  $rk[124] \oplus = cnt[0]$  and  $rk[127] \oplus = cnt[1]$ .



The salts are XORed to the inputs before the SubBytes operations. We note that the counters are added in different positions in different iterations of the nonlinear expansion step.

**Fig. 3.** The Message Expansion of  $C_{256}$

- (j)  $i \leftarrow i + 4$ .
- 2. **Linear Expansion Step:** Repeat sixteen times:
  - (a)  $rk[i] \leftarrow rk[i - 16] \oplus rk[i - 3]$ .
  - (b)  $i \leftarrow i + 1$ .

Figure 3 outlines the message expansion algorithm.

Once  $rk[\cdot]$  is initialized, its 144 words are parsed as 36 subkeys of 128-bit each, which are then used as 12 triplets of subkeys, i.e.,

$$\begin{aligned}
 RK_0 &= (k_0^0, k_0^1, k_0^2) = ((rk[0], rk[1], rk[2], rk[3]), (rk[4], rk[5], rk[6], rk[7]), (rk[8], rk[9], rk[10], rk[11])) \\
 RK_1 &= (k_1^0, k_1^1, k_1^2) = ((rk[12], rk[13], rk[14], rk[15]), (rk[16], rk[17], rk[18], rk[19]), \\
 &\quad (rk[20], rk[21], rk[22], rk[23])) \\
 &\vdots \\
 RK_i &= (k_i^0, k_i^1, k_i^2) = ((rk[12 \cdot i], rk[12 \cdot i + 1], rk[12 \cdot i + 2], rk[12 \cdot i + 3]), \\
 &\quad (rk[12 \cdot i + 4], rk[12 \cdot i + 5], rk[12 \cdot i + 6], rk[12 \cdot i + 7]), \\
 &\quad (rk[12 \cdot i + 8], rk[12 \cdot i + 9], rk[12 \cdot i + 10], rk[12 \cdot i + 11])) \\
 &\vdots
 \end{aligned}$$

**4.1.3 Summary of  $C_{256}$**  Each compression function call to  $C_{256}$  has four inputs. The message block  $M_i$ , the salt  $salt$ , and the bit counter  $\#bits$  are viewed as a key of the block cipher  $E^{256}$ , while the chaining value  $h_{i-1}$  is treated as the plaintext. Then,

$$h_i = C_{256}(h_{i-1}, M_i, salt, \#bits) = E_{M_i || \#bits || salt}^{256}(h_{i-1}) \oplus h_{i-1}.$$

**4.1.4 Generating Digests of up to 256 Bits** In order to hash the message  $M$  into an  $m$ -bit digest, for  $m \leq 256$ , first compute  $IV_m$  which is

$$h_0 = IV_m = C_{256}(MIV_{256}, m, 0, 0),$$

where

$$\begin{aligned} MIV_{256} = C_{256}(0, 0, 0, 0) = & 62F4F5C5 \quad DFDE7372 \quad B1363F69 \quad D90121BA \\ & 0DB1E936 \quad 56E69E08 \quad 9DBD1479 \quad DE6E4E0F_x. \end{aligned}$$

Table 2 lists the values of  $IV_m$  for 224, 256, and 160-bit versions of SHAvite-3<sub>256</sub>.

Let  $|M|$  be the length of  $M$  before padding, measured in bits. Pad the message  $M$  according to the padding scheme of HAIFA:

1. Pad a single bit of 1.
2. Pad as many 0 bits as needed such that the length of the padded message (with the 1 bit and the 0's) is congruent modulo 512 to 432.
3. Pad  $|M|$  encoded in 64 bits.
4. Pad  $m$  encoded in 16 bits.

Now, divide the padded message  $pad(M)$  into 512-bit blocks,  $pad(M) = M_1 || M_2 || \dots || M_l$ , and perform:

1. Set  $\#bits \leftarrow 0$ .
2. Set  $h_0 \leftarrow IV_m$ .
3. For  $i = 1, \dots, \lfloor |M|/512 \rfloor$ :
  - Set  $\#bits \leftarrow \#bits + 512$ .
  - Compute  $h_i = C_{256}(h_{i-1}, M_i, \#bits, salt)$ .
4. – If the message length is a multiple of the block length ( $|M| = 0 \bmod 512$ ), compute  $h_l = C_{256}(h_{l-1}, M_l, 0, salt)$  (where  $M_l$  is a full padding block), else
  - If the message length allows for the padding to be in the same block as the last message block (i.e.,  $|M| \bmod 512 \leq 431$ ), compute  $h_l = C_{256}(h_{l-1}, M_l, |M|, salt)$ , else
  - Process some of the padding block with the last block containing message, i.e., compute  $h_{l-1} = C_{256}(h_{l-2}, M_{l-1}, |M|, salt)$ , and then compute  $h_l = C_{256}(h_{l-1}, M_l, 0, salt)$  for processing the additional (partial) padding block.
5. Output  $truncate_m(h_l)$ , where  $truncate_m(x)$  outputs the  $m$  leftmost bits of  $x$ , i.e.,  $x[0] || x[1] \dots$

## 4.2 Specifications of SHAvite-3<sub>512</sub>

SHAvite-3<sub>512</sub> is a HAIFA hash function, based on the compression function  $C_{512}$ . The compression function  $C_{512}$  accepts a chaining value of 512 bits (i.e.,  $m_c = 512$ ), a message block of size 1024 bits ( $n = 1024$ ), a salt of size 512 bits ( $s = 512$ ), and a bit counter of 128 bits ( $b = 128$ ).

$IV_m$	Value ( $IV_m[0]  IV_m[1]  \dots  IV_m[7]$ )			
$IV_{160}$	63128A01	3047C73E	83B982ED	E6F9DAE2
	375B2554	F79A82F6	E7D69EB1	A3698BC4 <sub>x</sub>
$IV_{224}$	D617833B	68EA6C8F	FF3DF700	E5B807EF
	6FDB4E75	F966482E	3B40F9B2	755891B2 <sub>x</sub>
$IV_{256}$	AE9F3281	5F867848	0C988766	D00B409D
	31C1F23F	5361AAB9	FB5E1BF6	889EE275 <sub>x</sub>

**Table 2.**  $IV_m$  for Common Values of the Digest Size

$C_{512}$  is constructed similarly to  $C_{256}$ , as a Davies-Meyer transformation of a block cipher. The underlying block cipher has 14 rounds, and has a generalized Feistel structure. The plaintext size is 512 bits (the 512 bits of the chaining value), while the “key” (composed of the message block, the salt, and the counter) size is  $1024 + 128 + 512 = 1664$  bits. The plaintext (the chaining value) is divided into four 128-bit words, and each round two of these 128-bit words enter the nonlinear round function and affect the other two (each word enters one nonlinear function and affect one word). The nonlinear function  $F^4(\cdot)$  is composed of four full rounds of AES.

**4.2.1 The  $C_{512}$ ’s Underlying Block Cipher —  $E^{512}$**  The block cipher accepts a 512-bit plaintext  $P$ , treated as an array of sixteen 32-bit words  $P[0, \dots, 15]$ . The plaintext is divided into four 128-bit words  $P = (L_0, A_0, B_0, R_0)$ , where  $L_0$  contains words  $P[0, \dots, 3]$ , and  $R_0$  contains words  $P[12, \dots, 15]$ . We note that bytes 0,1,2,3 of  $L_0$  are  $P[0]$ , while bytes 12,13,14,15 of  $R_0$  compose  $P[15]$ . Then, the round function is repeated 14 times:

$$(L_{i+1}, A_{i+1}, B_{i+1}, R_{i+1}) = (R_i, L_i \oplus F_{RK_{0,i}}^4(A_i), A_i, B_i \oplus F_{RK_{1,i}}^4(R_i)).$$

$F^4(\cdot)$  accepts an input of 128 bits (either  $R_i$  or  $A_i$ ) as well as 512-bit subkey  $RK_{i,j} = (k_{i,j}^0, k_{i,j}^1, k_{i,j}^2, k_{i,j}^3)$ , and applies four rounds of AES, using  $k_i^0$  as a whitening key before the first internal round, and where the AddRoundKey operation of the fourth internal round is omitted (or done with the all-zero key).

$$F_{(k_{i,j}^0, k_{i,j}^1, k_{i,j}^2, k_{i,j}^3)}^4(x) = AESRound_{0128}(AESRound_{k_i^3}(AESRound_{k_i^2}(AESRound_{k_i^1}(AESRound_{k_i^0}(x \oplus k_i^0))))).$$

As in  $E^{256}$ , the last round’s subkey is the all-zero key, and all the rounds are full AES rounds (i.e., with the MixColumns operation).

The ciphertext  $C = (L_{14}, A_{14}, B_{14}, R_{14})$  is the output of the block cipher, where bytes 0,1,2,3 of  $L_{14}$  compose the first 32-bit word of the ciphertext. We outline the block cipher  $E^{512}$  in Figure 4.

**4.2.2 The Message Expansion of  $C_{512}$**  The message expansion of  $C_{512}$  (the key schedule algorithm of  $E^{512}$ ) accepts a 1024-bit message block, a 128-bit counter, and a 512-bit salt. All are treated as arrays of 32-bit words (of 32, 4, and 16 words, respectively), which are used to generate 112 subkeys of 128 bits each, or a total of 448 32-bit words.

Let  $rk[\cdot]$  be an array of 448 32-bit words, let  $msg[0, \dots, 31]$  be the message array,  $cnt[0, \dots, 3]$  be the counter array, and  $salt[0, \dots, 15]$  be the salt. The first 32 words of  $rk$  are initialized with the message words themselves. Then, we repeat a process that generates 32 words in a nonlinear manner and 32 words in a linear manner. Sixteen of the produced words are XORed with the counter (four with each  $cnt[i]$ ). The computation of  $rk[\cdot]$  is done as follows:

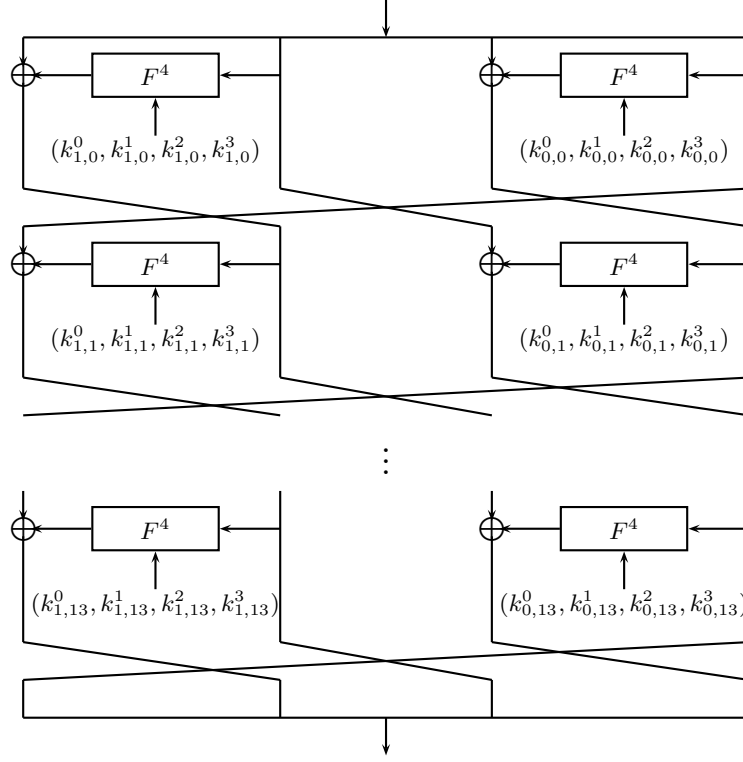


Fig. 4. The Underlying Block Cipher of  $C_{512}$

- For  $i = 0, \dots, 31$  set  $rk[i] \leftarrow msg[i]$ .
- Set  $i \leftarrow 32$
- Repeat six times:
  1. **Nonlinear Expansion Step:** Repeat twice:
    - (a) Let

$$t[0..3] = AESRound_{0_{128}}((rk[i-31]||rk[i-30]||rk[i-29]||rk[i-32]) \oplus (salt[0]||salt[1]||salt[2]||salt[3])).$$

- (b) For  $j = 0, \dots, 3$ :  $rk[i+j] \leftarrow t[j] \oplus rk[i-4+j]$ .
- (c) If  $i = 32$  then  $rk[32] \oplus = cnt[0]$ ,  $rk[33] \oplus = cnt[1]$ ,  $rk[34] \oplus = cnt[2]$ , and  $rk[35] \oplus = cnt[3]$ .
- (d)  $i \leftarrow i + 4$ .
- (e) Let

$$t[0..3] = AESRound_{0_{128}}((rk[i-31]||rk[i-30]||rk[i-29]||rk[i-32]) \oplus (salt[4]||salt[5]||salt[6]||salt[7])).$$

- (f) For  $j = 0, \dots, 3$ :  $rk[i+j] \leftarrow t[j] \oplus rk[i-4+j]$ .
- (g) If  $i = 164$  then  $rk[164] \oplus = cnt[3]$ ,  $rk[165] \oplus = cnt[2]$ ,  $rk[166] \oplus = cnt[1]$ , and  $rk[167] \oplus = cnt[0]$ .
- (h)  $i \leftarrow i + 4$ .

(i) Let

$$t[0..3] = AESRound_{0_{128}}((rk[i-31]||rk[i-30]||rk[i-29]||rk[i-32])\oplus(salt[8]||salt[9]||salt[10]||salt[11])).$$

(j) For  $j = 0, \dots, 3$ :  $rk[i+j] \leftarrow t[j] \oplus rk[i-4+j]$ .

(k) If  $i = 440$  then  $rk[440]_{\oplus} = cnt[1]$ ,  $rk[441]_{\oplus} = cnt[0]$ ,  $rk[442]_{\oplus} = cnt[3]$ , and  $rk[443]_{\oplus} = cnt[2]$ .

(l)  $i \leftarrow i + 4$ .

(m) Let

$$t[0..3] = AESRound_{0_{128}}((rk[i-31]||rk[i-30]||rk[i-29]||rk[i-32])\oplus(salt[12]||salt[13]||salt[14]||salt[15])).$$

(n) For  $j = 0, \dots, 3$ :  $rk[i+j] \leftarrow t[j] \oplus rk[i-4+j]$ .

(o) If  $i = 316$  then  $rk[316]_{\oplus} = cnt[2]$ ,  $rk[317]_{\oplus} = cnt[3]$ ,  $rk[318]_{\oplus} = cnt[0]$ , and  $rk[319]_{\oplus} = cnt[1]$ .

(p)  $i \leftarrow i + 4$ .

**2. Linear Expansion Step:** Repeat 32 times:

(a)  $rk[i] \leftarrow rk[i-32] \oplus rk[i-7]$ .

(b)  $i \leftarrow i + 1$ .

– Repeat the **Nonlinear Expansion Step** an additional time.

Once  $rk[\cdot]$  is initialized, its 448 words are parsed as 112 words of 128-bit each, which are the subkeys (14 double quartets of 128-bit words each), i.e.,

$$\begin{aligned} RK_{0,0} &= (k_{0,0}^0, k_{0,0}^1, k_{0,0}^2, k_{0,0}^3) = ((rk[0], rk[1], rk[2], rk[3]), (rk[4], rk[5], rk[6], rk[7]), \\ &\quad (rk[8], rk[9], rk[10], rk[11]), (rk[12], rk[13], rk[14], rk[15])) \\ RK_{1,0} &= (k_{1,0}^0, k_{1,0}^1, k_{1,0}^2, k_{1,0}^3) = ((rk[16], rk[17], rk[18], rk[19]), (rk[20], rk[21], rk[22], rk[23]), \\ &\quad ((rk[24], rk[25], rk[26], rk[27]), (rk[28], rk[29], rk[30], rk[31])) \\ &\quad \vdots \\ RK_{0,i} &= (k_{0,i}^0, k_{0,i}^1, k_{0,i}^2, k_{0,i}^3) = ((rk[32 \cdot i], rk[32 \cdot i + 1], rk[32 \cdot i + 2], rk[32 \cdot i + 3]), \\ &\quad (rk[32 \cdot i + 4], rk[32 \cdot i + 5], rk[32 \cdot i + 6], rk[32 \cdot i + 7]), \\ &\quad (rk[32 \cdot i + 8], rk[32 \cdot i + 9], rk[32 \cdot i + 10], rk[32 \cdot i + 11]), \\ &\quad (rk[32 \cdot i + 12], rk[32 \cdot i + 13], rk[32 \cdot i + 14], rk[32 \cdot i + 15])) \\ RK_{1,i} &= (k_{1,i}^0, k_{1,i}^1, k_{1,i}^2, k_{1,i}^3) = ((rk[32 \cdot i + 16], rk[32 \cdot i + 17], rk[32 \cdot i + 18], rk[32 \cdot i + 19]), \\ &\quad (rk[32 \cdot i + 20], rk[32 \cdot i + 21], rk[32 \cdot i + 22], rk[32 \cdot i + 23]), \\ &\quad (rk[32 \cdot i + 24], rk[32 \cdot i + 25], rk[32 \cdot i + 26], rk[32 \cdot i + 27]), \\ &\quad (rk[32 \cdot i + 28], rk[32 \cdot i + 29], rk[32 \cdot i + 30], rk[32 \cdot i + 31])) \\ &\quad \vdots \end{aligned}$$

**4.2.3 Summary of  $C_{512}$**  Each compression function call to  $C_{512}$  has four inputs. The message block  $M_i$ , the salt  $salt$ , and the bit counter  $\#bits$  are viewed as a key of the block cipher  $E^{512}$ , while the chaining value  $h_{i-1}$  is treated as the plaintext. Then, the output of the compression function is

$$h_i = C_{512}(h_{i-1}, M_i, salt, \#bits) = h_{i-1} \oplus E_{M_i||\#bits||salt}^{512}(h_{i-1}).$$

$IV_m$	Value ( $IV_m[0]  IV_m[1]  \dots  IV_m[15]$ )			
$IV_{384}$	1E41CECO	E742F23B	5E195589	DDCFE7A0
	827678F1	97AB48F6	5306C06C	00064879
	15FE61A9	79FFC139	10426AA1	F255945e
	5573B567	B9BDA1CA	CEF5447F	1A4A03A7 <sub>x</sub>
$IV_{512}$	8A671C48	21FBB075	6C11F5A0	2B153831
	C6192444	1254BA09	ADB2BF9	6956353E
	51ECE04E	B38D02EC	3CCCC57B	B76EA6DA
	DDED39A5	ACB431B4	9452E478	F2DCEE8D <sub>x</sub>

**Table 3.**  $IV_m$  for Common Values of the Digest Size

**4.2.4 Generating Digests of 257 to 512 Bits** In order to hash the message  $M$  into an  $m$ -bit digest, for  $256 < m \leq 512$ , first compute  $IV_m$  which is

$$h_0 = IV_m = C_{512}(MIV_{512}, m, 0, 0).$$

where

$$\begin{aligned}
 MIV_{512} = C_{512}(0, 0, 0, 0) = & \text{1FA9BAD2} \quad \text{9AD8E2A5} \quad \text{713898D1} \quad \text{7B528545} \\
 & \text{908EA84D} \quad \text{035E2C9E} \quad \text{57C1E9A0} \quad \text{74392F7F} \\
 & \text{F0D780C2} \quad \text{298519CD} \quad \text{E387BCEC} \quad \text{12261052} \\
 & \text{EEB5CE28} \quad \text{A005D17A} \quad \text{6558949A} \quad \text{EFAFDDF1}_x.
 \end{aligned}$$

As before, let  $|M|$  be the length of the message  $M$  before padding, measured in bits. Pad the message  $M$  according to the padding scheme of HAIFA:

1. Pad a single bit of 1.
2. Pad as many 0 bits as needed such that the length of the padded message (with the 1 bit and the 0's) is congruent modulo 1024 to 880.
3. Pad  $|M|$  encoded in 128 bits.
4. Pad  $m$  encoded in 16 bits.

Now, divide the padded message  $pad(M)$  into 1024-bit blocks,  $pad(M) = M_1||M_2||\dots||M_l$ , and perform:

1. Set  $\#bits \leftarrow 0$ .
2. Set  $h_0 \leftarrow IV_m$ .
3. For  $i = 1, \dots, \lfloor |M|/1024 \rfloor$ :
  - Set  $\#bits \leftarrow \#bits + 1024$ .
  - Compute  $h_i = C_{512}(h_{i-1}, M_i, \#bits, salt)$ .
4. – If  $|M| = 0 \bmod 1024$ , compute  $h_l = C_{512}(h_{l-1}, M_l, 0, salt)$ , else
  - If  $|M| \bmod 1024 \leq 879$ , compute  $h_l = C_{512}(h_{l-1}, M_l, |M|, salt)$ , else
  - Compute  $h_{l-1} = C_{512}(h_{l-2}, M_{l-1}, |M|, salt)$ , and compute  $h_l = C_{512}(h_{l-1}, M_l, 0, salt)$ .
5. Output  $truncate_m(h_l)$ .

Table 3 lists the values of  $IV_m$  for 384-bit and 512-bit digests produced by SHAvite-3<sub>512</sub>.



### 4.3 Degenerate Salts

In applications where a salt cannot be used or when the additional functionality is not needed (possibly in exchange for loss in security) it is possible to use a fixed salt. While better security can be achieved if any such application would have its own salt, in certain cases an agreed fixed salt would better be used. As all fixed salts presumably have the same strength, we suggest the use of the all-zero salt in these cases. This salt can be hardcoded into unsalted implementations. The speed using such hardcoded salt (in particular the all-zero salt) is expected to be slightly faster than for the general case).

We note that the KAT/MCT answers for the NIST call were produced using these fixed salts.

## 5 Design Criteria and Rationale

In the recent few years, several advances in hash functions cryptanalysis were reported. These results show that small nonlinearity in bit-wise operations, diffused using a mixture of XORs, modular additions, and rotations, are insufficient to offer good security. Hence, in order to generate a good compression function, one has to use strong nonlinear components.

### 5.1 Designing the Compression Function

As we use the well-understood Davies-Meyer transformation, the problem of devising a secure compression function is reduced to the problem of constructing a secure block cipher. We have chosen a Feistel construction (or a generalized Feistel one) as a well understood construction, whose security properties are known. Adding to that the use of the AES round function, we obtain a secure compression function.

We use consecutive rounds of AES in the round function, and adapt the results on the security of AES to the security of SHAvite-3. This decision also allows the adaption of optimization techniques used for AES, offering an efficient construction. This also ensures that devices which need to include both AES and SHAvite-3 are expected to do so with fewer gates for both of them than in the case of AES and SHA-512 (for example). The same holds for software packages which include the two primitives. Thus, our choice makes the development and certification of products easier, as the AES round can be implemented and verified only once. This fact is expected to shorten the time required for the deployment of SHAvite-3.

We have set several requirements for the security of the compression functions in use: First of all, any differential characteristic of the block cipher should have a very low probability (i.e., less than  $2^{-m}$ ). This is the first step in offering a secure cipher, but as presented in the recent results, this is not sufficient, as the adversary can control the key (message). This extra control allows the adversary to find right pairs with respect to the differential despite its low probability, by picking messages that lead to satisfaction of some differential transitions. Thus, we aim at reducing the probability of any related-key differential of the block cipher, where the adversary has control over the key as well. We therefore ensure that the best related-key differential would have as low differential probability as possible (it may be at most  $2^{-m/2}$  for  $m$ -bit digest to prevent any collision attacks, but need to be about  $2^{-m}$  to prevent any differential-based second preimage attacks).

In order to ensure that the differential properties of the key schedule would not interact in an unpredictable manner with the “encryption” part of the block cipher, we designed the message expansion with two types of operations — AES based operations which offers high nonlinearity, and linear operations which offer diffusion and “break” the sequence of AES operations.

## 5.2 Designing the Mode of Iteration

For the iteration method, we considered the following modes of iteration:

- Merkle-Damgård — Following the recent results on the lack of second preimage resistance, we find the use of this mode unfit for a modern hash function.
- Tree-hash — While modes of iterations based on trees offer a great deal of parallelization in the implementation, they suffer from various flaws. For example, a preimage attack faster than exhaustive search on tree hash is presented in [1]. This lack of security, as well as the fact that the memory requirements for tree hash functions are too large for constrained environments (such as smart cards), make tree hashes unsuitable for SHA-3.
- Sponge constructions — Even though sponge constructions have strong theoretical foundations [10], we identify two issues concerning their use. The first is the fact that the internal state is large, making it unsuitable for constrained environments, and may lead to performance penalties when sufficient cache memory is not available. The second issue concerns the gap between theory and practice. A sponge construction is secure if the round function is strong as a whole. However, as the internal state is large, such a function is expected to be very slow and hard to analyze. Explicit constructions solve this issue by using a weak round function, which is a very dangerous practice [21, 46].
- Widepipe — This mode offers security with a relatively small performance penalty [39]. Double internal state (i.e.,  $m_c \geq 2m$ ) is the minimal size that suggests full (second) preimage resistance of  $2^m$  for an  $m$ -bit digest. It requires the function to handle twice the number of bits of the chaining value. Even this expansion rate of two causes a loss of resources (more gates are needed to store the chaining value, the compression function has to process more bits, etc.) and thus undesirable if can be avoided.
- HAIFA — HAIFA offers security against all known cryptanalytic attacks on modes of iteration, while incurring no (or very little) performance penalties.

As can easily be seen, HAIFA is the best solution that suggests full security without increasing the internal state. The performance penalty of a larger state in a hardware implementation is apparent. At a first glance, the penalty in software may be considerably small. However, when multiple instances of the hash function are being run in parallel or when the available cache memory is small, each additional cache-miss increases the running time of the hash function significantly.

The choice of HAIFA is thus natural. It offers the best performance for the required security for an  $m$ -bit hash function with collision resistance of  $2^{m/2}$  and (second) preimage resistance of  $2^m$ .

## 5.3 Choices of Parameters

The choice of parameters was motivated by several arguments. First, we decided to maintain the same input parameters as the SHA-2 family. This decision was made to facilitate an easy transition for any application that is expected to use SHAvite-3, allowing for a faster development and deployment.

The salt must be at least half the size of the chaining value in order to protect against herding attacks (i.e.,  $s > m_c/2$ ) [15]. Nevertheless, we decided to pick the salt size equal to the chaining value size, for the sake of applications that use SHAvite-3 in ways where an  $m$ -bit digest requires a  $2^m$  security, which we wanted to maintain even against attacks targeting the salt.

## 5.4 Choices of Constants

SHAvite-3 uses a relatively small number of constants. There are constants used in the AES round over which we have no control. The only constants of SHAvite-3 we chose are the values of  $MIV_{256}$ ,  $MIV_{512}$ , the “tap” positions in the message expansion, and the locations of where the counter and salt are mixed.

In order to allow implementations to save memory, we decided to pick  $MIV_{256} = C_{256}(0, 0, 0, 0)$  and  $MIV_{512} = C_{512}(0, 0, 0, 0)$ . These values can be easily computed on the fly, or precomputed and stored. In any case, we just tried to pick relatively random strings (as much as a fixed string can be random), without resorting to the standard set of “common constants” (i.e.,  $\sqrt{2}$ ,  $\varphi$ , ...).

As for the tap positions, we first note that we use a register of 16 32-bit words in SHAvite-3<sub>256</sub> and 32 words in SHAvite-3<sub>512</sub> in the message expansion. We choose to perform a layer of AES rounds and only then to perform the XORs (of the nonlinear expansion step), in order to allow parallel computation of all the AES rounds of the nonlinear expansion step.

In SHAvite-3<sub>256</sub>, we have chosen the feedback taps of the linear feedback register to be 3 and 16 (i.e.,  $rk[i] = rk[i-3] \oplus rk[i-16]$ ). This choice ensures that the entire process is reversible and offers a good diffusion. Similarly, the choice of 7 and 32 ensures it in SHAvite-3<sub>512</sub>.

For the locations where the counter is mixed, we chose locations which allow good mixing of the counter, and prevent slide properties. The locations were chosen to be in the four different nonlinear expansion steps. We also chose that inside the nonlinear expansion step, the counter is mixed in different respective locations, and we ensured that the distance between the different locations is not regular, and does not repeat, thus foiling any slide property. In SHAvite-3<sub>512</sub> we picked four out of the seven nonlinear update steps (taking the odd ones). Using similar considerations, we made sure to pick different respective locations in the nonlinear expansion step. Mixing the order of the counter words used each time only serves to further prevent any slide attack and prevent the existence of “weak” bit counters.

Hence, there are no slide properties in the underlying block ciphers. Even if (somehow) the attacker can generate the same state in different positions, the counters break this property. As the bit counters change between different invocations of the compression function, this also assures that such relations cannot exist for more than a short number of rounds even between different invocations of the compression function.

In order to reduce the memory consumption, and prevent the need of storing tables of constants (which costs memory and/or gate area), we decided that SHAvite-3 would not use any other round constants. Even though this may seem to weaken the hash function, there are two good arguments why this is not the case. The first is the fact that some constants are embedded into the AES round constant, and we see no reason to add more (as the issue of possibly weak values is solved by AES’ constants and its design criteria). The second reason is the fact that the only conceivable problem following the use of the same constants (of the AES round function) over and over again is the existence of slide properties. As noted before, this is impossible, and thus, we conclude that there is no need for any additional round constants.

## 6 The Security of SHAvite-3

The security of SHAvite-3 is based on the security of its compression functions  $C_{256}$  and  $C_{512}$ , and the security of the mode of iteration used (HAIFA). Thus, we perform security analysis of each of these two parts independently, starting from the security of the compression functions.

## 6.1 The Security of the Compression Functions

SHAvite-3's compression functions are based on AES. We therefore recall a few results concerning the security of AES.

**Lemma 1.** ([35]) *The exact 2-round AES maximal expected differential probability is equal to  $53/2^{34} \approx 1.656 \cdot 2^{-29}$ .*

**Lemma 2.** ([35]) *The 4-round AES maximal expected differential probability is upper bounded by  $(53/2^{34})^4 \approx 1.881 \cdot 2^{-114}$ .*

Note that the upper bound given in Lemma 2 is not tight. Under the assumption that 4-round AES behaves like a random permutation, the maximal expected differential probability is about  $80 \cdot 2^{-128} = 2^{-121.7}$ . This probability is derived from the Poisson distribution of the difference distribution table, whose maximal entry (besides the  $0 \rightarrow 0$  entry) is expected to be  $78 \cdot 2^{-128}$  or  $80 \cdot 2^{-128}$  with an overwhelming probability [45].

As  $C_{256}$  uses 3-round AES as the round function, we use the following lemma:

**Lemma 3.** *The maximal expected differential probability of 3-round AES is upper bounded by  $2^{-49}$ .*

*Proof.* Any 3-round differential can be decomposed into two (overlapping) 2-round differentials (one without the first round, and one without the last round). In each of these 2-round constructions, the differential with the highest probability has only one active AES' Super-box (2-round AES can be decomposed into 4 independent ciphers, each with input and output of 32 bits, called a Super-box). Having two active Super-boxes in the first (or the last) two rounds necessarily bound the probability of the differential to be no more than  $(53 \cdot 2^{-34})^2 = 2809 \cdot 2^{-68} \approx 1.372 \cdot 2^{-57}$ . Thus, a better differential (with higher probability) can have only one active Super-box in the first two rounds and in the last two rounds. This is possible if and only if there is one active S-box in the second round (being the last round of the first Super-box, and the first round of the second Super-box).

This differential has one active Super-box in the first two rounds, and four active S-boxes in the third round. Consider a possible output difference of this differential and consider all the one-round characteristics which lead to this output difference. In each active S-box there are 127 input differences which lead to the desired output difference with non-zero probability. Now, consider the second round. If it has only one active S-box, then there are only 255 possible differences *after* the second round, whose differences in the active four bytes is linearly dependent (due to the MixColumns operation). In other words, setting the input difference to one of the active S-boxes of the third round, immediately fixes the input difference of the other active S-boxes. Hence, for the given output difference there are at most 127 possibilities for the output difference of the 2-round differentials in the first two rounds. In the computation of the upper bound, we take into consideration the fact that any 2-round differential has probability of at most  $53 \cdot 2^{-34}$ , and that in the one-round characteristics there are four active S-boxes. For the given output difference in each active S-box there are 126 input differences with probability  $2^{-7}$  and one with probability  $2^{-6}$ , each of the one-round characteristics has probabilities between  $2^{-24}$  and  $2^{-28}$ . But not all the characteristics have probability  $2^{-24}$ , as for each active S-box there is only one input difference with probability  $2^{-6}$  that leads to the desired output difference. Therefore, we conclude that the maximal expected differential probability is upper bounded by

$$53 \cdot 2^{-34} \cdot (2^{-24} + 126 \cdot 2^{-28}) = 53 \cdot 142 \cdot 2^{-34-28} = 7526 \cdot 2^{-62} \approx 1.837 \cdot 2^{-50}.$$

□

Considering the above lemma, we follow to prove the following results concerning  $E^{256}$ :

**Lemma 4.** *The differential properties of  $E^{256}$ :*

*Except for the trivial  $0 \rightarrow 0$  characteristic,*

- *There is no iterative differential characteristic of 2-round  $E^{256}$ .*
- *Any 4-round iterative differential characteristic  $E^{256}$  has probability lower than  $2^{-147}$ .*
- *Any 3-round differential characteristic of  $E^{256}$  has probability of no more than  $2^{-98}$ .*
- *Any 9-round differential characteristic of  $E^{256}$  has probability of no more than  $2^{-294}$ .*

*Proof.*

- Any 2-round iterative differential characteristic of a Feistel cipher requires that both rounds have a zero output difference. As the round function of  $E^{256}$  is invertible, it follows that the input differences are zero as well which results in the trivial  $0 \rightarrow 0$  characteristic.
- 4-round iterative characteristic cannot have two rounds with zero input difference (these two rounds cannot be next to each other, as this causes two rounds to have zero input difference, i.e., the whole difference is zero, and if they are separated by a non-zero input/output round, we obtain the same case as the 2-round iterative characteristics). Thus, the characteristic has at most one round with a zero input/output difference, and has probability of at most  $(2^{-49})^3 = 2^{-147}$ .
- It can be easily seen that at least two rounds in any non-trivial 3-round characteristics have non-zero input difference. Therefore, the maximal probability is  $(2^{-49})^2 = 2^{-98}$ .
- Following the previous lemma, it is easy to see that any 9-round differential characteristic of  $C_{256}$  has at most probability of  $(2^{-98})^3 = 2^{-294}$ .

□

**Lemma 5.** *The differential properties of  $E^{512}$ :*

*Except for the trivial  $0 \rightarrow 0$  differential:*

- *There is no iterative differential characteristic of 2-round  $E^{512}$ .*
- *Any 3-round differential characteristic of  $E^{512}$  has probability of no more than  $2^{-226}$ .*
- *Any 9-round differential characteristic of  $E^{512}$  has probability of no more than  $2^{-678}$ .*

*Proof.*

- As  $E^{512}$  can be represented as a Feistel block cipher with a bijective round function of 256 bits,<sup>1</sup> Hence, similarly to the case of  $E^{256}$ , there is no 2-round iterative differential characteristic.
- Recall that  $F^4(\cdot)$  is composed of four AES rounds. Thus, the maximal expected differential probability of any non-zero differential of  $F^4(\cdot)$  is less than  $2^{-113}$ . Hence, if we look at the Feistel representation of  $E^{512}$  in each active round, the maximal expected differential probability is  $2^{-113}$  (corresponding to only one of the  $F^4(\cdot)$  being active). Any non-trivial differential cannot have two consecutive rounds with input difference zero. Due to the bijectiveness of the round function. Hence, there are at least two active rounds, and the maximal differential probability of any 3-round differential characteristics is at most  $(2^{-113})^2 = 2^{-226}$ .
- Following the previous lemma, it is easy to see that any 9-round differential characteristic of  $E^{512}$  has a maximal expected differential probability of  $(2^{-226})^3 = 2^{-678}$ .

□

---

<sup>1</sup> We note that in this representation there is also a re-ordering bit permutations before the first round and after the last round, similar to the initial and final permutations of DES.

**6.1.1 The Security of the Underlying Block Ciphers** Following the previous lemmas, it is easy to see that the underlying block ciphers  $E^{256}$  and  $E^{512}$  offer security against differential cryptanalysis. While we did not discuss linear cryptanalysis, it is possible to offer similar assurances against linear cryptanalysis (even though the use of linear cryptanalysis in the hash function context is unclear).

The block ciphers in use are also secure against other cryptanalytic attacks. For example, the low probability of the best non-trivial differentials even for a small number of rounds, suggest that boomerang attacks (or amplified boomerang attacks) are not applicable to the block ciphers, and indicate that the amplified boomerang attack in the context of hash functions is likely avoided [34].

As the underlying block ciphers  $E^{256}$  and  $E^{512}$  are not used as block ciphers, there seems to be no apparent reason to analyze their security against other cryptanalytic techniques. Still, for completeness, we present results concerning the security of the two block ciphers, showing that their security is indeed intact:

- **Linear Cryptanalysis** — Results similar to the differential results, can be obtained for linear hulls of 3-round AES and 4-round AES. In [35] the 2-round maximal expected linear probability is found to be  $1.638 \cdot 2^{-28}$  and the 4-round maximal expected linear probability is upper bounded by  $1.802 \cdot 2^{-110}$ . Using a similar procedure as in the differential case, we obtain that the maximal expected linear probability of 3-round AES is no more than  $2^{-47.4}$ . Hence, linear cryptanalysis is likely to fail for both  $E^{256}$  and  $E^{512}$ .
- **Impossible Differential Cryptanalysis** —  $E^{256}$  is a Feistel block cipher with a bijective round function. This implies the existence of a 5-round impossible differential. However, due to the strong diffusion of the round function, we do not expect a longer impossible differential in  $E^{256}$ . For  $E^{512}$ , there is a 9-round impossible differential (following the structural impossible differential suggested in [38]). The strong round function suggests that there are no longer impossible differentials, and we conclude that  $E^{512}$  is secure against impossible differential as well.
- **Differential-Linear Cryptanalysis** — Given the probabilities of the best differentials and the best linear approximations, it is easy to see that there is no high probability differential-linear approximation in any of the underlying block ciphers.
- **Algebraic Approaches** — While the level of the threat algebraic attacks pose to block ciphers (and specifically to hash functions) is still open, we analyze the security of the underlying block cipher to this kind of attacks. Consider the round functions  $F^3(\cdot)$  and  $F^4(\cdot)$ . As they are composed of AES rounds, the best possible algebraic relations are of quadratic nature over  $GF(2^8)$ . As each additional round doubles the degree, the expected degree of algebraic relations concerning the input and output of the round functions over  $GF(2^8)$  is 8 in  $F^3(\cdot)$  and 16 in  $F^4(\cdot)$ . The repetition of the rounds increases the algebraic degree very quickly, and is expected to reach the maximal value after a few rounds. Specifically, in the case of  $E^{256}$ , after four rounds, the expected degree of any relation is  $2^9$  (more than the actual possible degree), which means that it achieved the maximal possible degree. In the case of  $E^{512}$ , after four rounds, the expected degree of any relation is  $2^{12}$ , which means that the maximal degree is achieved. Besides the high degree, it appears that the resulting equations are more dense than in AES, thus making algebraic attacks which exploit the sparse nature of the equations less likely to be applicable.
- **Slide Attacks** — Slide attacks exploit the self-similarity of the cipher. The standard solution to the problem is to use different round constants, but these are not found in SHAvite-3. Despite that, SHAvite-3's underlying block ciphers are secure against slide attacks due to the bit counters. The bit counters are added in positions which break any self similarity

property that may exist. The only problematic case is when  $\#bits = 0$ , which happens only during initializations (where the adversary has almost no control over the inputs), and during the processing of a full padding block (again, where the adversary has no control over the inputs).

- **Square Attacks** — SHAvite-3 uses the AES building block which is susceptible to square attacks in small number of rounds. The longest square properties that can be found are of four consecutive AES rounds, and using the Feistel structure of the underlying block ciphers, we can use them to find square properties of up to three rounds of  $E^{256}$  and  $E^{512}$ . Hence, the underlying block ciphers are secure against Square attacks.

**6.1.2 Resistance to Collision Attacks on the Compression Function** Without loss of generality we discuss the case of  $C_{256}$  — the results in the case of  $C_{512}$  are much stronger.

We will now assume that a random salt has been selected, and we will approximate the probability of a differential given that fixed random salt.

Clearly, due to the properties of an AES round, at least 5 bytes are active in the input and the output in any layer of AES rounds in the message expansion of SHAvite-3. Without loss of generality, we concentrate on the second AES layer. We can assume that the differences in these 5 bytes are distinct (and even linearly independent) - the assumption that the salt is selected at random assures that the attacker cannot select the exact differences to his favorable values. The linear transforms evolve each of the (at least) 5 independent differences into at least 4 S-boxes at the input of the next AES layer (third layer) (or at the output of the first layer, in case of the input of the S-box). Therefore, in total, we get more than 20 active bytes at the input of layer 3 and output of layer 1. At the output of layer 1, the number of active bytes is usually a lower bound for the number of active S-boxes (due to the inverse mix column operation, which will rarely reduce the number of the active bytes, especially if the original differences are linearly independent as assumed).

Now without loss of generality, assume that the number of active bytes at the output of layer two is larger or equal to the number of active bytes in the input, i.e., there are at least 10 active bytes in the input of the third layer, and at least 10 active S-boxes in the third layer. We can then safely assume that with a very high probability a majority of the S-boxes at the fourth layer are active, and therefore, that almost all the 128  $rk[\cdot]$  bytes generated after that layer are active.

We therefore conclude that except for a negligible probability, the number of active bytes in  $rk[\cdot]$  is much higher than  $1 + 20 + 32 + 128 = 181$ . When counting the active bytes generated between the second and third layer, and between the third and the fourth, which are not directly an input to the AES layers, the total number of active bytes in  $rk[\cdot]$  is expected to be way over 200.

We therefore conclude that either the attacker make trial hashing of a huge number of messages in order to get one with fewer than 200 active bytes — and this process will be very time consuming, or that the 200 or more active bytes in  $rk[\cdot]$  will affect the computation of the main function with 200 active ‘hits’, each of them may be canceled at random with probability  $2^{-8}$  on average, i.e., the probability of any characteristic may not be over  $2^{-1600}$ . As the total size of the input to the compression function is  $512+256+256+64=1088$  bits, we expect that there is not even a single right pair for almost all the characteristics, and a very small number of right pairs for the rest. Under these circumstances, no differential attack may be performed.

**6.1.3 Resistance to (Second) Preimage Attacks on the Compression Function** The use of Davies-Meyer makes the inversion of the compression function impossible without weak-

nesses in the block cipher. As analyzed before, the block cipher is secure, and thus no such attacks are feasible.

In some instances, collision attacks can be transformed for a second preimage attacks for a set of “weak messages”, i.e., messages which satisfy some collision producing differential. As we showed before, there are none of these, and thus there are no such classes of weak message, i.e., the second preimage resistance is optimal.

**6.1.4 Security in the Presence of Multiple Salts** Our previous analysis assumed that the adversary has control over the salt, but has to choose the same salt for both message blocks. Repeating the previous analysis when the adversary has more control (additional 256-bit freedom in SHAvite-3<sub>256</sub> and 512 more bits of freedom in SHAvite-3<sub>512</sub>), reveals that both hash functions are still secure, as difference in the salt may cancel message differences when  $rk[\cdot]$  and the salt have an active column in the same position. On the other hand, when  $rk[\cdot]$  has no active column, the salt difference leads to an active column.

In other words, if the adversary uses two different salts, then the evolution of differences in the message expansion is faster. Bytes that earlier were not active, get activated by the salt difference (bytes can also become inactive with some probability/lose of freedom).

Thus, even in the presence of multiple salts, the security properties of collision resistance and (second) preimage resistance, are preserved.

## 6.2 The Security of HAIFA

The HAIFA mode of iteration offers security against many attacks. As noted earlier, HAIFA maintains the security of the compression function. The standard security features which are preserved, as well as the more advanced properties, make SHAvite-3 a secure candidate.

The above claim might seem contradictory to the results obtained in [2] which claim that HAIFA does not preserve various properties of the compression function. The claim of [2] is based on constructing a special compression function which possesses undesired and unrealistic properties, and using these properties to attack the hash function (despite the security of the compression function). The compression functions we use are strong, and do not possess the weaknesses used in the special construction (or any weakness for that matter). Moreover, recent results obtained in [17], show that if the compression function is secure (i.e., is a fixed input length random oracle), then there are no shortcut second preimage attacks on the hash function. Thus, we conclude that SHAvite-3 is a secure hash function.

Both HAIFA and SHAvite-3 ensure that there are no related-salts issues. The best way to find a pair of messages and salts  $(M, salt)$  and  $(M', salt')$  such that  $SHAvite-3_{salt}(M) = SHAvite-3_{salt'}(M')$  (or that satisfy any other relation) is best achieved by generic attacks, e.g., the birthday attack. Moreover, given a digest  $y$ , the best approach to find a pair of message and salt  $(M, salt)$  such that  $SHAvite-3_{salt}(M) = y$  requires the use of generic attacks (i.e., exhaustive search or time-memory tradeoff attack).

Another security property that HAIFA hash functions (and thus SHAvite-3) possess is the lack of extension attacks. While for many iterated constructions  $h(x||z)$  can be derived from  $h(x)$  and  $z$ , without even knowing  $x$ , in HAIFA this is impossible. The reason for that is the way the last block (or the last two blocks, in case an additional padding block is added) is treated. In the last block, the compression function is called with the number of bits that were processed so far. If this value is not a multiple of a block, then the resulting chaining value is not equal to the chaining value that is needed in case the message is extended. If the message is



a multiple of a block, then an additional block is processed (with the parameter *#bits* set to 0). Thus, the chaining value required for the extended message remains unknown to the adversary.

As noted earlier, HAIFA maintains the collision resistance of the compression function. The underlying compression functions of SHAvite-3 are strong under the assumption that the block ciphers used are secure (which is the case), and thus SHAvite-3 offers a secure pseudorandom oracle and pseudorandom function behavior (up to the birthday bound, or more precisely, up to  $\min\{2^m, 2^{128}\}$  for digests of length  $m \leq 256$  bits, or up to  $2^{256}$  for digests of length  $257 \leq m \leq 512$ ).

### 6.3 Security of the Constructions Using SHAvite-3

As SHAvite-3 is a secure hash function, each construction using it in a “sane” manner is expected to be secure. This is also true for signatures schemes such as RSA-PSS and message authentication codes such as HMAC. Moreover, SHAvite-3 offers an inherent secure mode for randomized hashing through the use of salts.

**6.3.1 Security of Signature Schemes** As SHAvite-3 is a collision resistant and second preimage resistance hash function, it can be used in secure signature schemes. SHAvite-3 can replace SHA-1, any of the SHA-2 family, or any other used hash function (which provides digests of length up to 512 bits). Explicitly, SHAvite-3 can be used in any of these constructions with the fixed salt.

In applications where the salt can be communicated as well, e.g., the Digital Signature Standard (DSS) [50], one could use the randomness as the salt as well (or as part of the salt). As the use of salts increases the security of the hash function (just like in randomized hashing [29]), we suggest new signature schemes to allow for a mechanism to communicate the salt.

**6.3.2 Support for Randomized Hashing in SHAvite-3** The main purpose of randomized hashing is to reduce the level of requirements from the compression function in order to achieve more secure hash function [29]. The randomized hashing is especially useful for digital signatures, where the additional random inputs allow for a weaker compression function to be used. This even motivated NIST to put forward a special publication on the matter [53].

In [29] two constructions offering better security for hash functions are presented (and proved to be secure). While these proofs show that randomized hashing increases the security of unsalted hash functions (i.e., SHAvite-3 with fixed salts), we believe that better security can be achieved by just using the random value as the salt in a simple SHAvite-3 call.

**6.3.3 Security of HMAC-SHAvite-3** HMAC’s security is based on the pseudorandomness of the underlying compression function [5]. We recall that HAIFA preserves the pseudorandomness of the compression function and that  $C_{256}$  and  $C_{512}$  are secure when keyed by a random salt. Hence, we conclude that SHAvite-3 offers a secure base for HMAC.

In Section 7 we present a message authentication code which offers the same security as HMAC based on SHAvite-3, while offering better performance. Thus, we suggest that users of SHAvite-3 would use the more efficient construction.

## 7 HAIFA-MAC and SHAvite-3-MAC

HAIFA hash functions are protected against extension attacks and offer PRF preservation of the compression functions. Thus, unlike unsalted constructions, if the salt of the compression function is treated in a strong manner<sup>2</sup> than it is possible to define a secure HAIFA-MAC. HAIFA-MAC using the compression function  $C(\cdot)$  and the key  $k$  is defined as:

$$\text{HAIFA-MAC}_k^C(M) = \text{HAIFA}_k^C(M).$$

Given the PRF preservation of HAIFA, then the above construction is a secure MAC if the compression function  $C(\cdot)$  is a PRF. Thus, it is possible to replace more complex hash-based message authentication codes with a simple instance of HAIFA.

Moreover, the different  $IV_m$  for different digest sizes (and different tag sizes), as well as the encoding of the digest (tag) size in the padding of the message, ensure that even under the same key, the same message have completely different and uncorrelated digests (tags) of different lengths.

In order to offer true security, the compression function  $C(\cdot)$  has to be indeed a pseudorandom function (and preferably related-key pseudorandom function). As SHAvite-3 has a secure compression function, we define

$$\text{SHAvite-3-MAC}_k(M) = \text{SHAvite-3}_k(M).$$

We note that for tags of up to 256 bits, one should use SHAvite-3<sub>256</sub> as the hash function, while for tags of longer tags (of up to 512 bits), one should use SHAvite-3<sub>512</sub>.

The efficiency of SHAvite-3-MAC is better than of HMAC-SHAvite-3. Consider a message  $M$ , and a tag of size up to 256 bits. Computing SHAvite-3-MAC <sub>$k$</sub> ( $M$ ) takes  $\lceil |M| + 81/512 \rceil$  compression function calls and requires one initialization (including one initialization of the key). When computing HMAC-SHAvite-3 of the same message, the compression function is called  $\lceil |M| + 81/512 \rceil + 1$  times, and there are two initializations. Even if the hash function in use does not add the tag size to the last block, the number of calls to the compression function in HMAC is  $\lceil |M| + 65/512 \rceil + 1$ , which in most cases is still one more call to the compression function.

The performance advantage may seem small (one compression function call), but for short messages (up to 53 bytes), it offers a 50% gain (also in the number of initializations), and for messages of 1500 bytes (a very common message size) the gain is 4% in the number of compression function calls.

## 8 Performance

SHAvite-3 is well suited for various platforms and machines, just like the AES. The byte-oriented structure and the AES building blocks, make SHAvite-3 “native” on 8-bit machines, 32-bit machines, 64-bit machines, and actually any machine that already supplies or uses AES.

The running times of our current (slightly optimized) ANSI-C code is 35.3 cycles per byte for 224-/256-bit digests, and 58.4 cycles per byte for 384-/512-bit digests on 32-bit Intel machines. On a 64-bit machine, the corresponding running times are 26.7 and 38.2 cycles per

<sup>2</sup> HAIFA does not define exactly in which manner the salt has to be mixed. However, our intentions are that the salt is mixed appropriately, offering a true effect of the salt on the compression function. For example, some weak possibilities (where the salt does not enter the real compression function) are identified and discussed in [4].

byte, respectively. The code uses a relatively simple optimization techniques for AES, but does not use any special assembly or extended instruction sets, and thus well-optimized SHAvite-3 implementations are expected to be much faster.

We note that these numbers are based on a general 32-bit/64-bit machines architecture. Once the AES instruction set will be added to the Intel CPUs (expected in the second quarter of 2009), these speeds will improve significantly, as instead of performing an AES round in 21–29 cycles (the best known speeds at the moment on common CPUs), the speed of an AES round would be reduced to roughly 6 cycles and several of these rounds can run in parallel. Of course, not all of the speed up can be “exploited”, but it is reasonable to assume that SHAvite-3 would enjoy at least 60% speed increase, and arguably even more.

## 8.1 Software Implementation Ideas

**8.1.1 8-Bit Machines** Just like AES, SHAvite-3 is highly suitable for 8-bit machines, and by using a table lookup for the S-box, a straightforward implementation of SHAvite-3 is possible. For the implementation of the MixColumns operation (the only non-byte operation) one can use the same suggestion as in [20]:

“The only field multiplication used in this algorithm is multiplication with the element 02, denoted by ‘*xtime*’.

$$\begin{aligned}
 &t = a[0] \oplus a[1] \oplus a[2] \oplus a[3]; \quad / * a \text{ is a column } * / \\
 &u = a[0]; \\
 &v = a[0] \oplus a[1]; \quad v = \textit{xtime}(v); \quad a[0] = a[0] \oplus v \oplus t; \\
 &v = a[1] \oplus a[2]; \quad v = \textit{xtime}(v); \quad a[1] = a[1] \oplus v \oplus t; \\
 &v = a[2] \oplus a[3]; \quad v = \textit{xtime}(v); \quad a[2] = a[2] \oplus v \oplus t; \\
 &v = a[3] \oplus u; \quad v = \textit{xtime}(v); \quad a[3] = a[3] \oplus v \oplus t;”
 \end{aligned}$$

SHAvite-3<sub>256</sub> deploys 52 AES rounds, as well as about 192 32-bit XOR operations (which may be implemented by  $192 \cdot 4 = 768$  8-bit XORs). In [47] an AES-128 implementation which takes 3766 cycles for a block is reported on an AVR processor. This speed is about 377 cycles per full AES round. Hence, the running time of SHAvite-3<sub>256</sub> on AVR is expected to be about 20370 cycles per each invocation of the compression function, or about 318 cycles per byte. SHAvite-3<sub>512</sub> uses 168 rounds of AES and 528 32-bit XOR operations, and thus the expected running time of  $C_{512}$  for each invocation is about 65450 cycles per byte, or a speed of 511 cycles per byte.

In [49] the 8-bit AVR core was extended with about 1100 gates, to reach speeds of 1300 cycles per 10-round AES encryption/decryption. This extension allows for implementing one round of AES in about 130 cycles. Thus, with this small extension, the speed of SHAvite-3 can be greatly improved to about 118 cycles per byte for digests of up to 256 bits, and 187 cycles per byte for digests of 257 to 512 bits.

**8.1.2 32-Bit Machines** For 32-bit machines, one can join together the accesses for the S-boxes along with the MixColumns operation, exploiting the linearity of the MixColumns operation. This approach requires the use of four tables, each containing 256 elements of 32 bits each (note that as we use only the full round, there is no need for the fifth table usually required for encryption in this approach). We note that we can also embed the salt into the tables (by having several instances of the tables), which would save the XOR of the salt in exchange for an additional memory.

One can use some of the suggestions in [3, 9] to speed up assembly implementations of AES (and thus of SHAvite-3), using CPU-specific instructions. The exact performance is hard to predict, but we expect that better coding practices, and the use of assembly would improve our current speed of 35.3 cycles per byte on a 32-bit machine (AMD Sempron(tm) Processor 3200+, 1800 MHz, 128 KB cache, 1 GB RAM, running in a full 32-bit mode, compiled with gcc 4.0.3).

On a different 32-bit machine, Intel Pentium4 f12, Bernstein and Schwabe report a speed of 14.13 cycles per byte for 10-round AES (in counter mode) [9]. While encryption in counter mode can be easily parallelized, it seems that it is a valid assumption that the speed of 10-round AES implementation of ECB on this machine can reach speeds of less than 18 cycles per byte (or  $18 \cdot 16 = 288$  cycles in total) which are about 29 cycles per round. SHAvite-3 with digests of up to 256 bits uses 52 AES rounds, as well as about 192 32-bit XOR operations. Hence, we estimate a fully optimized code for this particular machine to achieve speeds of about 1700 cycles in total, or slightly less than 26.6 cycles per byte. SHAvite-3<sub>512</sub> has a running time of 55.0 cycles per byte on the same Sempron machine, where it seems that a more optimized code may achieve speeds of about 5420 cycles per block which are 42.3 cycles per byte.

For comparison, on the same machine, which we obtained 35.3 cycles per byte for (not-well-optimized) SHAvite-3<sub>256</sub>, the fastest SHA-1 implementation has a running time of 9.8 cycles per byte, SHA-256 had a running time of 28.8 cycles per byte, and SHA-512 had a running time of 77.8 cycles per byte. All measurements were done using the NESSIE test suite [44].

**8.1.3 64-Bit Machines** There are several approaches to implement AES on 64-bit machines. The first one follows the previously mentioned improvements and optimizations, while taking into consideration the larger number of registers and commands available on newer machines. A different approach is the use of bit-sliced implementation proposed in [11], which were applied in [40, 41] to implement AES efficiently. Even though these implementations claim record speeds of less than 10 cycles per byte for 10-round AES, they are unsuitable for SHAvite-3, as bit-sliced approach is well suited for independent executions (which is not the case for SHAvite-3).

On the other hand, it seems that the speed of AES on 64-bit machine can reach 10.5 cycles per byte in counter mode, even without bit-slicing [9]. Thus, we assume that a fully optimized AES implementation can reach the speed of 13 cycles per byte, or about 21 cycles per round, on 64-bit machines. Thus, it is estimated that  $C_{256}$  would require about 1200–1300 cycles for each call, i.e., a speed of 18.6–20.3 cycles per byte should be reachable in a fully optimized code. Similar analysis for SHAvite-3<sub>512</sub> reveals prospective speed of about 28.4–31.8 cycles per byte in an optimized implementation.

At the moment, our C-implementation of SHAvite-3<sub>256</sub> has a running time of 26.7 cycles per byte on AMD Athlon(tm) 64 X2 Dual Core Processor 4200+ (2200 MHz, 512 KB cache, 1 GB RAM, compiled with gcc 4.2.4). The code of SHAvite-3<sub>512</sub> has a running time of 38.2 cycles per byte. For comparison, on this machine, SHA-1 takes 9.5 cycles per byte, SHA-256 takes 25.3 cycles per byte, and SHA-512 takes 16.9 cycles per byte.

## 8.2 Future Platforms

It is evident that adding the set of AES commands to Intel CPUs is expected to speed up AES implementations as well as SHAvite-3's implementations. The expected latency of this command is 6, i.e., it would take 6 cycles to perform one AES round [32]. Also, the platform is expected to allow multiple calls for the command (i.e., it is possible to compute two independent AES rounds in parallel within 7 cycles).

Hash Function	32-Bit Platform	64-Bit Platform
MD5	7.4	8.8
SHA-1	9.8	9.5
SHA-256	28.8	25.3
SHA-512	77.8	16.9
SHAvite-3 <sub>256</sub> (measured)	35.3	26.7
SHAvite-3 <sub>256</sub> (conjectured)	26.6	18.6
SHAvite-3 <sub>256</sub> (with AES inst.)		< 8
SHAvite-3 <sub>512</sub> (measured)	55.0	38.2
SHAvite-3 <sub>512</sub> (conjectured)	35.3	28.4
SHAvite-3 <sub>512</sub> (with AES inst.)		< 12

**Table 4.** Speed Comparison of Hash Functions (in cycles/byte)

With such a command, and sufficient number of registers, we expect that the speed of SHAvite-3<sub>256</sub> could be improved to a total of about 500 cycles per each invocation of  $C_{256}$  without applying AES rounds in parallel, and much faster when independent AES rounds may be performed in parallel. This would lead to a running time of less than 8 cycles per byte on such CPUs.

For SHAvite-3<sub>512</sub>, where we expect even better use of the command, non-interleaved code (with 168 AES rounds and 528 32-bit XORs) is expected to have a running time of about 1540 cycles per invocation, or 12 cycles per byte. However, this figure is an overestimation, as the calls for the AES round instructions themselves can be interleaved.

### 8.3 Hardware Implementations of SHAvite-3

AES is well suited for hardware platforms such as Application Specific Integrated Circuit (ASIC) and Field Programmable Gate Arrays (FPGAs). SHAvite-3 implementations are expected to be very similar to an AES implementation, up to the larger internal state, and the XORs used in the Feistel construction. Thus, we first summarize some performance results on AES, and then predict the expected hardware efficiency.

AES was implemented in many ways and manners, trying to optimize for various goals. At the moment, we discuss two optimization goals: size (gates or slices) and speed. Hence, we are interested in each of the two technologies in order to estimate the size and speed of SHAvite-3 implementations in them.

**8.3.1 Implementations of AES in Hardware** The smallest AES implementation in ASIC is reported in [27]. The suggested implementation uses about 3400 gates, and has a throughput of 9.9 Mbps in a 80 MHz maximal frequency (the implementation used a  $0.35\mu$  technology). Of the 3400 gates, about 60% (about 2040) are reported to store 256 bits of the internal state (a rate of about 8 gates per memory bit).

While there are only a few papers on fast ASIC implementations of AES, they try to achieve high throughput by using many pipelined application of AES. This, of course, can only work if the cipher is used in ECB or CTR modes of operation. With one pipeline per round (i.e., 10 encryptions in parallel), the results of [31] are a throughput of about 44 Gbps using slightly less than 250,000 gates. In this implementation, the round function is implemented 10 times, and the subkeys are fixed. Hence, there are about  $128 \cdot 11$  memory bits containing subkeys

and additional  $128 \cdot 10$  memory bits to store intermediate encryption values. The total of 2688 memory bits take about 21,500 gates, giving an estimate of 228500 gates for fully implemented 10-round AES and the combining logic around it. Hence, we assume that the cost of a (very fast) AES implementation in hardware is about 22,850 gates per round running on a  $0.18\mu$  technology at about 340 MHz.

For FPGA implementations, we consider again the two optimization targets. In [28], an implementation of AES on a Spartan-II FPGA is reported to take a total of 264 slices (both for the data and the memory), of which 124 slices compose the actual encryption process, and the remaining 140 slices contain the memory. The throughput of this implementation is 2.2 Mbps in a 67 MHz clock frequency.

The fastest FPGA implementation we could locate was the one of [59]. The implementation reaches speeds of 23.57 Gbps (in ECB/CTR mode) with 16398 slices running at speed of 184.16 MHz. The latency is 162.9 nano-second, i.e., it takes 30 cycles to encrypt a 16-byte block.

**8.3.2 Implementing SHAvite-3<sub>256</sub> in Hardware** When implementing SHAvite-3<sub>256</sub> in hardware using an AES implementation we need to consider several factors:

- The memory consumption of  $C_{256}$  is larger. The implementation stores 512-bit message register (containing 16 words of the expanded message), 256-bit salt, 64-bit counter, 256-bit input chaining value, and 256-bit intermediate compression value.
- There is a need for three consecutive AES rounds in  $F^3(\cdot)$ .
- The message expansion can be computed four 32-bit words at a time.

Hence, an area efficient approach would implement the AES round once, and use it repeatedly for each application. Due to the way SHAvite-3 works, an implementation based on [27] would need another 128-bit of internal state to store intermediate results of the AES round. Hence, we estimate that the implementation would require about 8832 gates for storing all the internal state bits (assuming each bit requires about 6 gates) and another 1360 gates for the AES core,<sup>3</sup> along with about 100 more gates for the XORs and control overhead. This results in a full implementation of SHAvite-3<sub>256</sub> in about 10300 gates. We note that some of these gates are part of memory that may be stored outside the core of the hash function (e.g., the 64-bit counter can be stored in a different area, which probably would cost less gates in the core of the compression function).

The speed of this implementation is about 100 cycles for an AES round (at 80 MHz), which implies a speed of about 5200 cycles for an invocation of  $C_{256}$ , or a throughput of about 7.6 Mbps.

For the fast ASIC implementation we consider a similar methodology, but using the different implementation figures of [31]. First of all, we note that SHAvite-3<sub>256</sub> can be implemented using only two AES-round cores (rather than 10), as in any case there are at most two AES rounds occurring at the same time (one in  $F^3(\cdot)$  and one in the message expansion). Thus, besides storing the same amount of bits as in the small area size implementation (which takes 8832 gates), we need the two AES round implementations (each takes 22,850 gates), and an overhead of about 400 gates for the XOR and additional control area (the control in high speed environments is usually larger). The total gate count is therefore expected to be about 55,000 gates. The speed of an AES round is one cycle in this implementation. The critical datapath

<sup>3</sup> We note that this core also contains the key schedule circuit, which can be omitted for SHAvite-3. However, its size is relatively small, which can be approximated as zero when estimating the total circuit size.

of  $C_{256}$  is of 36 rounds of AES, and thus, it seems that one invocation of this implementation of  $C_{256}$  takes about 36 cycles. Hence, using 55,000 gates, the expected throughput of this implementation is 604.4 Mbps.

We can apply exactly the same analysis to FPGA implementations. The smallest FPGA implementation of AES uses 124 slices for the AES round, and 70 slices to store 256 bits of internal state. Hence, we estimate that 385 slices would be sufficient to store all the data for  $C_{256}$ , and thus, along with the 124 slices of the AES round, we expect a total of about 510 slices for a full implementation of SHAvite-3<sub>256</sub>. The speed of the FPGA implementation is about 3900 cycles per each 10-round AES call, or about 390 cycles for one round. Hence, the speed for one call to  $C_{256}$  is expected to be about 20,300 cycles, or a throughput of 1.7 Mbps.

When analyzing the above mentioned fast FPGA implementation, we can see that there are about 30 instances of AES running in parallel, which takes quite a lot of memory. We shall assume that of the 16398 slices, 16000 are used for the logic and only 400 are used as memory (this is an overestimation of the logic). Hence, one AES round can be implemented using 1600 slices in such a way that it takes three cycles to compute. Using the same ideas as for the fast ASIC implementation, we expect 3200 slices for the two rounds of AES and about 385 more slices for the memory. We conclude that this implementation is expected to use about 3585 slices, and takes 108 cycles for each compression function call (i.e., a throughput of 872.3 Mbps).

**8.3.3 Implementing SHAvite-3<sub>512</sub> in Hardware** Applying the same methodology as for SHAvite-3<sub>256</sub> to reduced size ASIC implementation, we obtain the following estimations: The implementation needs to store 2816 bits (128 bits for the AES state, 1024 bits for the message block, two 512-bit registers for the chaining value (before and after  $E^{512}$ ) and 128 bits for the counter). Hence, the implementation is expected to use about 18500 gates, and achieve a speed of about 4.7 Mbps.

When implementing  $C_{512}$  targeting a fast implementation in ASIC using the methodology described in [31], four AES round cores need to be used. This increases the circuit size to about 100,500 gates. As the longest datapath has 48 rounds of AES, we expect a throughput of about 907.7 Mbps.

For a small area FPGA implementation, the expected size is 895 slices (the difference is due to the additional internal memory) and the expected throughput of about 1.0 Mbps. The fast FPGA implementation is expected to use 7170 slices and achieve speeds of 168 cycles for a compression function call (which means a throughput of 1.12 Gbps).

## 9 Summary

In this document we have presented SHAvite-3, a new efficient and secure hash function. We devised SHAvite-3 with large security margins in order to ensure security for years to come. At the same time, we have also considered efficiency of both software and hardware implementations.

We would like to thank the following people: Charles Bouillaguet, Yaniv Carmeli, Rafi Chen, Pierre-Alain Fouque, Nicolas Gama, Edmond Halley, Sebastiaan Indestege, Nathan Keller, Gaëtan Leurent, Osnat Ordan, Adi Shamir, and Frederik Vercauteren. Our discussions with them, as well as their good advice and heritage, made SHAvite-3 a better hash function.

## References

1. Elena Andreeva, Charles Bouillaguet, Pierre-Alain Fouque, Jonathan J. Hoch, John Kelsey, Adi Shamir, Sébastien Zimmer, *Second preimage attacks on dithered hash functions*, Advances in Cryptology, proceedings of EUROCRYPT 2008, Lecture Notes in Computer Science 4965, pp. 270–288, Springer-Verlag, 2008.
2. Elena Andreeva, Gregory Neven, Bart Preneel, Thomas Shrimpton, *Seven-Properties-Preserving Iterated Hashing: ROX*, Advances in Cryptology, proceedings of ASIACRYPT 2007, Lecture Notes in Computer Science 4833, pp. 130–146, Springer-Verlag, 2007.
3. Kazumaro Aoki, Helger Lipmaa, *Fast Implementations of AES candidates*, proceedings of the third AES conference, pp. 106–120, New York, 2000.
4. Jean-Philippe Aumasson, Raphael C.-W. Phan, *How (Not) to Efficiently Dither Blockcipher-Based Hash Functions?*, proceedings of AFRICACRYPT 2008, Lecture Notes in Computer Science 5023, pp. 308–324, Springer-Verlag, 2008.
5. Mihir Bellare, *New Proofs for NMAC and HMAC: Security Without Collision-Resistance*, Advances in Cryptology, proceedings of CRYPTO 2006, Lecture Notes in Computer Science 4117, pp. 602–619, Springer-Verlag, 2006.
6. Mihir Bellare, Ran Canetti, Hugo Krawczyk, *Pseudorandom Functions Revisited: The Cascade Construction and Its Concrete Security*, proceedings of 37th Annual Symposium on Foundations of Computer Science (FOCS '96), pp. 514–523, IEEE Computer Society, 1996.
7. Mihir Bellare, Thomas Ristenpart, *Multi-Property-Preserving Hash Domain Extension: The EMD Transform*, Advances in Cryptology, proceedings of ASIACRYPT 2006, Lecture Notes in Computer Science 4284, pp. 299–314, Springer-Verlag, 2006.
8. Mihir Bellare, Philip Rogaway, *Collision-resistant hashing: Towards making UOWHFs practical*, Advances in Cryptology, proceedings of CRYPTO 1997, Lecture Notes in Computer Science 1294, pp. 470–484, Springer-Verlag, 1997.
9. Daniel J. Bernstein, Peter Schwabe, *New AES software speed records*, IACR ePrint report 2008/381.
10. Guido Bertoni, Joan Daemen, Michael Peeters, Gilles Van Assche, *On the Indifferentiability of the Sponge Construction*, Advances in Cryptology, proceedings of EUROCRYPT 2008, Lecture Notes in Computer Science 4965, pp. 181–197, Springer-Verlag, 2008.
11. Eli Biham, *A Fast New DES Implementation in Software*, proceedings of Fast Software Encryption 1997, Lecture Notes in Computer Science 1267, pp. 260–272, Springer-Verlag, 1997.
12. Eli Biham, Rafi Chen, *Near-Collisions of SHA-0*, Advances in Cryptology, proceedings of CRYPTO 2004, Lecture Notes in Computer Science 3152, pp. 290–305, Springer-Verlag, 2004.
13. Eli Biham, Rafi Chen, Antoine Joux, Patrick Carribault, Christophe Lemuét, William Jalby, *Collisions of SHA-0 and Reduced SHA-1*, Advances in Cryptology, proceedings of EUROCRYPT 2005, Lecture Notes in Computer Science 3621, pp. 36–57, Springer-Verlag, 2005.
14. Eli Biham, Orr Dunkelman, *A Framework for Iterative Hash Functions — HAIFA*, NIST 2nd hash function workshop, Santa Barbara, August 2006.
15. Eli Biham, Orr Dunkelman, *A Framework for Iterative Hash Functions — HAIFA*, IACR ePrint report 2007/278.
16. Eli Biham, Adi Shamir, *Differential Cryptanalysis of the Data Encryption Standard*, Springer-Verlag, 1993.
17. Charles Bouillaguet, Orr Dunkelman, Pierre-Alain Fouque, Sébastien Zimmer, *(Revisiting the) Second Preimage Resistance of Some Iterated Hash Functions*, preprint, 2008.
18. Florent Chabaud, Antoine Joux, *Differential Collisions in SHA-0*, Advances in Cryptology, proceedings of CRYPTO 1998, Lecture Notes in Computer Science 1462, pp. 56–71, Springer-Verlag, 1998.
19. Jean-Sébastien Coron, Yevgeniy Dodis, Cécile Malinaud, Prashant Puniya, *Merkle-Damgård Revisited: How to Construct a Hash Function*, Advances in Cryptology, proceedings of CRYPTO 2005, Lecture Notes in Computer Science 3621, pp. 430–448, Springer-Verlag, 2005.
20. Joan Daemen, Vincent Rijmen, *The design of Rijndael: AES — the Advanced Encryption Standard*, Springer-Verlag, 2002.



21. Joan Daemen, Gilles Van Assche, *Producing Collisions for Panama, Instantaneously*, proceedings of Fast Software Encryption 2007, Lecture Notes in Computer Science 4593, pp. 1–18, Springer-Verlag, 2007.
22. Ivan Damgård, *A Design Principle for Hash Functions*, Advances in Cryptology, proceedings of CRYPTO 1989, Lecture Notes in Computer Science 435, pp. 416–427, Springer-Verlag, 1990.
23. Christophe De Cannière, Christian Rechberger, *Finding SHA-1 Characteristics: General Results and Applications*, Advances in Cryptology, proceedings of ASIACRYPT 2006, Lecture Notes in Computer Science 4284, pp. 1–20, Springer-Verlag, 2006.
24. Christophe De Cannière, Christian Rechberger, *Preimages for Reduced SHA-0 and SHA-1*, Advances in Cryptology, proceedings of CRYPTO 2008, Lecture Notes in Computer Science 5157, pp. 179–202, Springer-Verlag, 2008.
25. Richard D. Dean, *Formal Aspects of Mobile Code Security*, Ph.D. dissertation, Princeton University, 1999.
26. ECRYPT, *State of the Art in Hardware Architectures*, report D.VAM.2, September 2005, available online at <http://www.ecrypt.eu.org/documents.html>.
27. Martin Feldhofer, Johannes Wolfkerstorfer, Vincent Rijmen, *AES implementation on a grain of sand*, IEE Proceedings of Information Security, Vol. 152, No. 1, pp. 13–20, IEE, 2005.
28. Tim Good, Mohammed Benaissa, *AES on FPGA from the Fastest to the Smallest*, proceedings of Cryptographic Hardware and Embedded Systems — CHES 2005, Lecture Notes in Computer Science 3659, pp. 427–440, Springer-Verlag, 2005.
29. Shai Halevi, Hugo Krawczyk, *Strengthening Digital Signatures via Randomized Hashing*, Advances in Cryptology, proceedings of CRYPTO 2006, Lecture Notes in Computer Science 4117, pp. 41–59, Springer-Verlag, 2006.
30. Jonathan J. Hoch, Adi Shamir, *Breaking the ICE — Finding Multicollisions in Iterated Concatenated and Expanded (ICE) Hash Functions*, proceedings of Fast Software Encryption 2006, Lecture Notes in Computer Science 4047, pp. 199–214, Springer-Verlag, 2006.
31. Alireza Hodjat, Ingrid Verbauwhede, *Minimum Area Cost for a 30 to 70 Gbits/s AES Processor*, proceedings of IEEE computer Society Annual Symposium on VLSI, pp. 83–88, IEEE, 2004.
32. Intel, *Advanced Encryption Standard (AES) Instructions Set*, white paper, July 2008. Available online at [http://softwarecommunity.intel.com/isn/downloads/intelax/AES-Instructions-Set\\_WP.pdf](http://softwarecommunity.intel.com/isn/downloads/intelax/AES-Instructions-Set_WP.pdf).
33. Antoine Joux, *Multicollisions in Iterated Hash Functions*, Advances in Cryptology, proceedings of CRYPTO 2004, Lecture Notes in Computer Science 3152, pp. 306–316, Springer-Verlag, 2004.
34. Antoine Joux, Thomas Peyrin, *Hash Functions and the (Amplified) Boomerang Attack*, Advances in Cryptology, proceedings of CRYPTO 2007, Lecture Notes in Computer Science 4622, pp. 244–263, Springer-Verlag, 2007.
35. Liam Keliher, Jiayuan Sui, *Exact Maximum Expected Differential and Linear Probability for 2-Round Advanced Encryption Standard (AES)*, IACR ePrint report 2005/321, 2005.
36. John Kelsey, Tadayoshi Kohno, *Herdin Hash Functions and the Nostradamus Attack*, Advances in Cryptology, proceedings of EUROCRYPT 2006, Lecture Notes in Computer Science 4004, pp. 183–200, Springer-Verlag, 2006.
37. John Kelsey, Bruce Schneier, *Second Preimages on  $n$ -Bit Hash Functions for Much Less than  $2^n$* , Advances in Cryptology, proceedings of EUROCRYPT 2005, Lecture Notes in Computer Science 3494, pp. 474–490, Springer-Verlag, 2005.
38. Jongsung Kim, Seokhie Hong, Jaechul Sung, Changhoon Lee, Sangjin Lee, *Impossible Differential Cryptanalysis for Block Cipher Structures*, proceedings of INDOCRYPT 2003, Lecture Notes in Computer Science 2904, pp. 82–96, Springer-Verlag, 2003.
39. Stefan Lucks, *A Failure-Friendly Design Principle for Hash Functions*, Advances in Cryptology, proceedings of ASIACRYPT 2005, Lecture Notes in Computer Science 3788, pp. 474–494, Springer-Verlag, 2005.
40. Mitsuru Matsui, *How Far Can We Go on the x64 Processors?*, proceedings of Fast Software Encryption 2006, Lecture Notes in Computer Science 4047, pp. 341–358, Springer-Verlag, 2006.
41. Mitsuru Matsui, Junko Nakajima, *On the Power of Bitslice Implementation on Intel Core2 Processor*, proceedings of Cryptographic Hardware and Embedded Systems — CHES 2007, Lecture Notes in Computer Science 4727, pp. 121–134, Springer-Verlag, 2007.

42. Ralph C. Merkle, *Secrecy, Authentication, and Public Key Systems*, UMI Research press, 1982.
43. Ralph C. Merkle, *One Way Hash Functions and DES*, Advances in Cryptology, proceedings of CRYPTO 1989, Lecture Notes in Computer Science 435, pp. 428–446, Springer-Verlag, 1990.
44. NESSIE, *The NESSIE Test Suite*, version 3.1.1, 2002.
45. Luke O’Connor, *On the Distribution of Characteristics in Bijective Mappings*, Advances in Cryptology, proceedings of EUROCRYPT’93, Lecture Notes in Computer Science 765, pp. 360–370, Springer-Verlag, 1994.
46. Thomas Peyrin, *Cryptanalysis of Grindahl*, Advances in Cryptology, proceedings of ASIACRYPT 2007, Lecture Notes in Computer Science 4833, pp. 551–567, Springer-Verlag, 2007.
47. Sören Rinne, Thomas Eisenbarth, Christof Paar, *Performance Analysis of Contemporary Lightweight Block Ciphers on 8-bit Microcontrollers*, 3rd International Symposium on Industrial Embedded Systems — SIES 2008, pp. 58–66, 2008, available online at [http://www.crypto.ruhr-uni-bochum.de/imperia/md/content/texte/publications/conferences/lw\\_speed2007.pdf](http://www.crypto.ruhr-uni-bochum.de/imperia/md/content/texte/publications/conferences/lw_speed2007.pdf).
48. Phillip Rogaway, Thomas Shrimpton, *Cryptographic Hash-Function Basics: Definitions, Implications, and Separations for Preimage Resistance, Second-Preimage Resistance, and Collision Resistance*, proceedings of Fast Software Encryption 2004, Lecture Notes in Computer Science 3017, pp. 371–388, Springer-Verlag, 2004.
49. Stefan Tillich, Christoph Herbst, *Boosting AES Performance on a Tiny Processor Core*, proceedings of CT-RSA 2008, Lecture Notes in Computer Science, 4964, pp. 170–186, Springer-Verlag, 2008.
50. US National Institute of Standards and Technology, *Digital Signature Standard*, Federal Information Processing Standards Publications No. 186-2, 2000.
51. US National Institute of Standards and Technology, *Advanced Encryption Standard*, Federal Information Processing Standards Publications No. 197, 2001.
52. US National Institute of Standards and Technology, *Secure Hash Standard*, Federal Information Processing Standards Publications No. 180-2, 2002.
53. US National Institute of Standards and Technology, *Randomized Hashing for Digital Signatures*, Draft NIST Special Publication 800-106, 2008.
54. Xiaoyun Wang, Xuejia Lai, Dengguo Feng, Hui Chen, Xiuyuan Yu, *Cryptanalysis of the Hash Functions MD<sub>4</sub> and RIPEMD*, Advances in Cryptology, proceedings of EUROCRYPT 2005, Lecture Notes in Computer Science 3494, pp. 1–18, Springer-Verlag, 2005.
55. Xiaoyun Wang, Yiqun Lisa Yin, Hongbo Yu, *Finding Collisions in the Full SHA-1*, Advances in Cryptology, proceedings of CRYPTO 2005, Lecture Notes in Computer Science 3621, pp. 17–36, Springer-Verlag, 2005.
56. Xiaoyun Wang, Hongbo Yu, *How to Break MD5 and Other Hash Functions*, Advances in Cryptology, proceedings of EUROCRYPT 2005, Lecture Notes in Computer Science 3494, pp. 19–35, Springer-Verlag, 2005.
57. Xiaoyun Wang, Hongbo Yu, Yiqun Lisa Yin, *Efficient Collision Search Attacks on SHA-0*, Advances in Cryptology, proceedings of CRYPTO 2005, Lecture Notes in Computer Science 3621, pp. 1–16, Springer-Verlag, 2005.
58. Gideon Yuval, *How to Swindle Rabin*, Cryptologia, Vol. 3, pp. 187–190, 1979.
59. Joseph Zambreno, David Nguyen, Alok N. Choudhary, *Exploring Area/Delay Tradeoffs in an AES FPGA Implementation*, proceedings of Field Programmable Logic and Application (FPL) 2004, Lecture Notes in Computer Science 3203, pp. 575–585, Springer-Verlag, 2004.

## A Test Vectors

### A.1 Digests of 224-Bit Long

For  $\text{salt} = 0$ :

Message ( $M$ )	Digest (SHA <sub>vite</sub> -3 <sub>0</sub> ( $M$ ))
“”	7D9F1D40 5B2663DA FE1C0C7B 1C6C19BC 94E9CBE0 BD9565DC B47FB00B <sub>x</sub>
“A”	8204DABE A0BCE9A7 3019170 9D0DC1CD 5061A46A 958AB932 15CF7B9B <sub>x</sub>
“ABCDEFGHJKLMNOPQRSTUVWXYZ”	617FA556 77960771 2FC71630 048A78D7 2F99480C 50DBAC48 5A6F9FAF <sub>x</sub>
“AAA...AA” (1,000,000 times)	BC0EC955 193E3135 D89CE37A 6554090F D7090E05 8173FF06 8AC7C359 <sub>x</sub>

For the salt value  $salt = 11111111 11111111 \dots 11111111_x$ :

Message ( $M$ )	Digest (SHA <sub>vite</sub> -3 <sub>11111111 ... 11111111<sub>x</sub></sub> ( $M$ ))
“”	D41EDFA2 B2E691C6 77142337 E20F5B3E 79F9A23A 4B844E92 BA7BEA2F <sub>x</sub>
“A”	71A4C3A2 31FACEE2 FD7E90C6 90825D0B 7654AA02 B3E808C1 9C8F6258 <sub>x</sub>
“ABCDEFGHJKLMNOPQRSTUVWXYZ”	600F016F 57797724 FACA8B20 1808E519 70E17A3B BADCC1CB 6A560195 <sub>x</sub>
“AAA...AA” (1,000,000 times)	62A43FB3 3249E98D 8EC5D7F9 73E6EF48 F7F2C403 6D151C1A F36CFBBO <sub>x</sub>

## A.2 Digests of 256-Bit Long

For  $salt = 0$ :

Message ( $M$ )	Digest (SHA <sub>vite</sub> -3 <sub>0</sub> ( $M$ ))
“”	40A74666 D7F02BFD 75625297 327F7738 2CE204BE C7D64938 C2BCBB9F 00458FE6 <sub>x</sub>
“A”	688B6434 861E3D91 7BEFE041 08F600D0 13ADAB82 60B42204 3C0F7BE9 5E586C62 <sub>x</sub>
“ABCDEFGHJKLMNOPQRSTUVWXYZ”	4B8709C2 DDE33927 EA9D2493 9810E406 E5685B47 407AA8A1 5C012AB3 F7270717 <sub>x</sub>
“AAA...AA” (1,000,000 times)	308CC7B5 C1D71055 2B987D49 4837F986 E71C586F 63F29DF4 CB88BF6F B5047057 <sub>x</sub>

For the salt value  $salt = 22222222 22222222 \dots 22222222_x$ :

Message ( $M$ )	Digest (SHAvite-3 <sub>22222222 ... 22222222<sub>x</sub></sub> ( $M$ ))
“”	5E3170B6 6138DCF1 585EFE6D 9C392719 7B9A2BBE 84A095AF F059FE6E A21D7220 <sub>x</sub>
“A”	B1773B81 4711FE97 CB8B43B0 9472080F 2FA0846D 51732858 80F29321 BCF9137F <sub>x</sub>
“ABCDEFGHJKLMNOPQRSTUVWXYZ”	F5C8D3DD 62C4E5FE 06C967E0 FA326CC9 E75F3AFB 3BA7E02D 26327DAF 8D84EB48 <sub>x</sub>
“AAA...AA” (1,000,000 times)	FD53A881 08BC8E3F 049E3E61 97780A35 A28BFF50 E15F45B1 C3E7FE94 0EB72COB <sub>x</sub>

**A.3 Digests of 384-Bit Long**

For  $salt = 0$ :

Message ( $M$ )	Digest (SHAvite-3 <sub>0</sub> ( $M$ ))
“”	9F3140AC 7AB5BD6E BC2D0D82 9C8F2129 DF19A358 55D25106 A683DA0C 62578A77 7653EB0A 8D7D672A 19A4FDF6 49A3D9F1 <sub>x</sub>
“A”	29CA127F B43666EA FC7AA9DF 0D39C572 0087A448 228A206E 0F673351 6E36986B DC31B388 69B1CD20 1D7F36E4 069D80A8 <sub>x</sub>
“ABCDEFGHJKLMNOPQRSTUVWXYZ”	ED91E3CE 0C870C9A 43FAC5DB 1921CDC6 E9791999 62A520BA 89104D39 F4CB3CE5 ADA14057 B3E8709A 42A8634E 5BFCF6A8 <sub>x</sub>
“AAA...AA” (1,000,000 times)	395D1054 4977600E 024FB44D 27BFBBEB 09543303 8A540089 C7C4943D D4DDD9B3 4031E492 0810579F 8E4F2CFA 43E44135 <sub>x</sub>

For the salt value  $salt = 33333333 33333333 \dots 33333333<sub>x</sub>$ :

Message ( $M$ )	Digest (SHAvite-3 <sub>33333333 ... 33333333<sub>x</sub></sub> ( $M$ ))
“”	2980CDDC 8DDC9FF8 69B4FC1F DE6AD53B 3F217C54 A5D3B782 DFB16B0A 9E80F1D5 9E896F89 E3FC3EE1 C9D7218D 59634006 <sub>x</sub>
“A”	45513793 DD182058 1B3D0D04 B245EC88 53551592 D5E1E9C5 08B25934 40534150 39FCED7E 6B6D5897 2CFB5D71 1E932948 <sub>x</sub>
“ABCDEFGHJKLMNOPQRSTUVWXYZ”	2BB39B67 3AA85B3A 05245404 E89B308E 8348B206 2BC1061C 4B72A4FB 12FE280F CE48D798 086F43D1 131B8700 5D006D9D <sub>x</sub>
“AAA...AA” (1,000,000 times)	91EB16DC 0E9EA4DF 631A198F 5DAB30AF CBE8FCB8 4DDCBA72 8F6C5948 54CDD2F8 E0A56D0A 6861F360 4B29FB5D 0359F2DA <sub>x</sub>

**A.4 Digests of 512-Bit Long**

For  $salt = 0$ :

Message ( $M$ )	Digest (SHAvite-3 <sub>0</sub> ( $M$ ))
“”	D7675CC2 C6D9004D B9C66894 872D3BE2 BF53F932 9DD77F09 89825AE1 BD3CBC07 E78E0B64 6E453AED 8708846A F65DE1ED 978CBAF4 2242F571 7E66DF67 556E1526 <sub>x</sub>
“A”	2C90009C 4AA6AC77 24D69F76 2E90A7C8 4EC25814 OCA3A2F4 831FC93A 40C171A9 98A15906 96D9BAD4 CC587F57 6B377D39 57204E33 549C1D4A FA2458D4 EDF4D027 <sub>x</sub>
“ABCDEFGHJKLMNOPQRSTUVWXYZ”	1FBA8163 192CCA3A 8E8D17D2 CD8702D9 72BA8A41 7D0EF27D 303D8818 E4E3A76B CF310F64 7DB46E95 97E7CCAC 42C5CCD5 7E53DDD8 DCED91C5 B28D95E4 A1472AA9 <sub>x</sub>
“AAA...AA” (1,000,000 times)	B2825FC1 4180E600 11E75DE7 595A71D8 OD1C7555 B6B946BD 88A359B4 895F81FE 5C4FD7E1 8A9D4ACA 1FC5AE65 31B536D6 8042B004 C9ADB703 55051471 A1992061 <sub>x</sub>

For the salt value  $salt = 44444444 44444444 \dots 44444444_x$ :

Message ( $M$ )	Digest (SHAvite-3 <sub>44444444 ... 44444444<sub>x</sub></sub> ( $M$ ))
“”	C4701B86 C58DE5EC 46F724A4 9D2DFD4D C82F6B65 FDA8DEE6 FEDEFEO4 95D0EAB 28F50B41 63E1C165 658CFD79 9D41F9DA 1DA8FE6B 7BA2166E 20824731 193795EE <sub>x</sub>
“A”	88BD7C5B 36C55498 5E7412FF EDEF4C87 EFB2161B F6275B8C 56EBFFB 2BE18E52 508D051D 49B74F96 77F58639 1EDAAE91 982C91F4 384CEC47 99C6686D 9F0E074B <sub>x</sub>
“ABCDEFGHJKLMNOPQRSTUVWXYZ”	A4C599A3 AE358DA4 3C2744BC A665A29A 61289DB7 44731A48 A78F54DC E1378CD3 741E06E3 7AC87DBE 9326537D 3808F9DC F9A1AC5C 3689B8CD E815B2FA CC04C47D <sub>x</sub>
“AAA...AA” (1,000,000 times)	9F5CE9B9 2308892A 0315CF5C F22752E7 BAAA25FA 7B1D4A6A 52766774 AC8C4B88 A882D2BA 8DD64110 F3E0FEE8 C4AB9CED 73DF065B 92CD912C 928204BD 1415F167 <sub>x</sub>