Intrinsic Scale Space for Images on Surfaces: The Geodesic Curvature Flow

Ron Kimmel[1]*

Lawrence Berkeley National Laboratory, and Dept. of of Mathematics
University of California, Berkeley, CA 94720.

Abstract. A scale space for images painted on surfaces is introduced. Based on the *geodesic curvature flow* of the iso-gray level contours of an image painted on the given surface, the image is evolved and forms the natural geometric scale space. Its geometrical properties are discussed as well as the *intrinsic* nature of the proposed flow. I.e. the flow is invariant to the bending of the surface.

1 Introduction

In this note we introduce and study a geometric scale space for images painted on a given surface. We show that a natural scale for images painted on surfaces can be constructed by considering the iso-gray levels of the image as curves on the surface, and finding the proper *geometric heat flow* in the metric induced by the immersion. Specifically, we study the properties of the *geodesic curvature scale space* (κ_g scale space) for images that are painted on a given surface.

Recently, surface curves flow by their geodesic curvature was studied in [9], numerically implemented for curves with and without fixed end points in [12, 3], and used for refinement of initial curves into geodesics (shortest paths on surfaces) in [11]. In [9] Grayson studies the evolution of smooth curves immersed in Riemannian surfaces according to their *geodesic curvature flow* (κ_g flow). The κ_g flow is often called *curve shortening flow* since the flow lines in the space of closed curves are tangent to the gradient of the length functional. It is the fastest way to shrink curves using only local (geometrical) information. The curvature flow is also referred to as the *Heat Flow on Isometric Immersion* since it is the heat equation as long as the heat operator is computed in the metric induced by the immersion.

Grayson showed that as curves evolve according to the geodesic curvature flow, the embedding property is preserved, and the evolving curve exists for all times and either becomes a geodesic or shrinks into a point. We will limit our discussion to smooth Riemannian surfaces which are convex at infinity (the convex hull of every compact subset is compact). Moreover, we shall deal only with surfaces which are given as a parameterized function in a bounded domain.

* This work is supported in part by the Applied Mathematics Subprogram of the Office of Energy Research under DE-AC03-76SFOOO98, and ONR grant under NOOO14-96-1-0381.

Given these conditions, one can apply Grayson's Theorem 0.1 in [9] that states that the κ_g flow shrinks closed curves to points while embedding is preserved. Open curves' behavior depends on the boundary conditions, and could either disappear at a point in finite time or converge to a geodesic in the C^∞ norm, i.e. the geodesic curvature converges to zero. By open curves we refer to curves that connect two points on the boundary of our finite domain (two points on the image boundaries).

We use the equations developed for curves in [12], generalize them, and formulate the natural scale space for images painted on surfaces. This generalization is based on the observation that any gray level image can be expressed as a set of curves that correspond to its iso-gray level curves. Thus, evolving each of these curves according to the κ_g flow leads to the evolution of the whole image, and the construction of the κ_g scale space.

Since the κ_g flow is intrinsic, so is the image flow. Given a surface and an image that is painted on that surface, the κ_g flow will be invariant to bending (isometric mapping) of the surface. A simple example is an image painted on a plane. In this planar case, the κ_g flow is equivalent to the planar curvature flow. It was proven in [7, 8] to shrink any planar curve into a convex one and then into a circular point, while embedding is preserved. Assuming that the plane with the image painted on it is bent into a cylinder, applying the κ_g flow on the new image obtained by taking a picture of the cylinder, guarantees that the sequence of evolved images on the surface can be mapped into the sequence of the evolved images on the plane. This mapping is the same one that mapped the initial planar image onto the cylinder. The result is a flow which is invariant to the bending of the surface. This is a useful operator in computer graphics, e.g. as a post process after texture mapping.

2 Relation to Existing Scale Spaces

Exploring the whole theory and history of scale space and its various applications in image processing and computer vision is beyond the scope of this paper. We refer to [16], for a recent collection of papers dealing with linear and non linear scale spaces.

Originally, the classical heat equation $I_t = \Delta I$ (where $\Delta I \equiv I_{xx} + I_{yy}$) was considered to be a good candidate for the description of scale. Its linear properties lead to efficient implementations that could be realized in the Fourier domain with low computational effort. The observation that the complexity of the image topology can increase when applying the heat equation (local maximum points can be formed) as well as the need for invariant flows under different transformation groups, lead to the consideration of other, non linear, scale spaces [2, 1, 17]. Most of these non linear flows have a simple and natural mathematical relation to the evolution of the gray level sets of the image. The obvious reason is the requirement for preserving the embedding of the gray level sets along the evolution, as well as the smoothing of the level sets with the scale parameter, so that the topology of the image is simplified along the scale. This links Gage, Hamilton

and Grayson's result of the curvature flow of planar curves to Gabors' historical image enhancement algorithm [6, 14]. We shall use this natural link between level sets and the image evolution, and the nice properties of the geodesic curvature flow of curves on surfaces, to construct the natural flow for images on surfaces.

In [5] the second differential operator of Beltrami is considered as a possible operator for the general heat equation under a given metric g, namely $I_t = \Delta_g I$. In a different paper in this collection [19, 13] we introduce a new scale space for images in which the image is considered as a surface, i.e. the metric g is the induced metric (the metric of the image surface). It is shown to give promising results as a selective smoothing operator in color, movies and texture. In this case $\Delta_g I$ is the projection of the mean curvature vector onto the intensity coordinate.

When setting the metric to the identity $g_{ij} = \delta_{ij}$, $\Delta_g I$ boils down to the classical heat equation for the 2D case. The relation between the Δ_g flow and the κ_g flow, is analog to the relation between the classical heat equation: $I_t = \Delta I$, and the $2D$ geometrical heat equation: $I_t = (I_{xx} I_y^2 - 2 I_x I_y I_{xy} + I_{yy} I_x^2)/(I_x^2 + I_y^2)$, i.e. the planar curvature (κ) flow. This is a natural analogy since considering a plane as the underlying surface, Δ_g becomes the Laplacian operator Δ, and κ_g becomes the planar curvature κ. Although the geometric heat equation (κ flow) was explored and used for several applications, to the best of our knowledge, the geodesic curvature flow as a scale space has not yet been explored nor any other bending invariant flows.

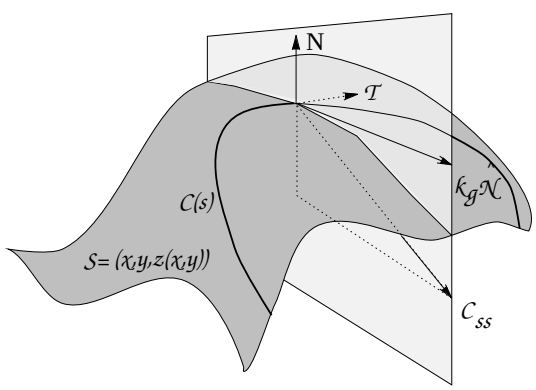

Fig. 1. The geometry of the geodesic curvature vector, $\kappa_g \hat{\mathcal{N}}$.

3 The Geodesic Curvature κ_g

Let the surface $\mathcal{S} = (x, y, z(x, y))$ be defined as a parameterized function. Next, consider the surface curve $\mathcal{C}(s) = (x(s), y(s), z(x(s), y(s)))$ where s is the arclength parameter of the curve: $|\mathcal{C}_s| = 1$. The geodesic curvature vector $\kappa_g \hat{\mathcal{N}}$ is

defined as:

$$\kappa_g \hat{\mathcal{N}} = \mathcal{C}_{ss} - \langle \mathcal{C}_{ss}, N \rangle N,$$

where $\mathcal{C}_{ss}$ (the curvature vector) is the second derivative of the curve according to s, and N is the normal to the surface, see Fig. 1.

A geodesic curve is a curve along which the geodesic curvature is equal to zero. Thus, any small perturbation of a geodesic curve increases its length. Geodesics are locally the shortest paths on a given surface, and in case there exists a straight line on a surfaces it is obviously a geodesic curve. Evolving a curve on the surface by its geodesic curvature vector field is the fastest way to shrink the curves' length and thereby evolve it into a geodesic. Another important geometrical property is the invariance of the geodesic curvature to bending of the surface. We will use these two properties, as well as the nice characteristics of this flow that were shown by Grayson [9], to construct the κ_g scale space.

4 From Curve to Image Evolution on a Surface

Our input is an image $I(x, y)$ that is painted on the given surface $\mathcal{S} = (x, y, z(x, y))$, see Fig. 2. Using the fact the embedding is preserved under geodesic curvature flow of curves on surfaces, we may consider the image as an implicit representation of its iso-gray levels. This is just a mental exercise that will help us derive the geodesic curvature evolution of the image $I(x, y)$ as a function of its first and second derivatives, as well as the surface derivatives. Let t be the scale variable. Then the main result of this paper is the following intrinsic evolution for $I(x, y)$ given as initial condition to:

$$\frac{\partial I}{\partial t} = K_g(I_x, I_y, I_{xx}, I_{xy}, I_{yy}, z_x, z_y, z_{xx}, z_{xy}, z_{yy}),$$

where K_g is the *geodesic curvature scale space* function.

The κ_g scale space has the following properties:

1. Intrinsic: Invariant to bending of the surface.
2. Embedding: The embedding property of the level sets of the evolving gray level image is preserved.[2]
3. Existence: The level sets exist for all the evolution time, and disappear at a point in most cases, or converge into a geodesic connecting the boundaries in special cases.
4. Causality: The total geodesic curvature of the level sets is a decreasing function. This is an important property, since combined with the embedding property, it means that the topology of the image is simplified along the evolution.

[2] In general, not all the level sets of a smooth continuous function can be embedded in the (image) plane. E.g. the eight figure level curves that correspond to saddles of the gray level function have a problematic point at the intersection (the saddles). A natural solution in the analysis of such geometric phenomena is to go to a higher dimension and perform a smooth analysis. The image, in our case, is the most natural higher dimensional representation for its level set curves.

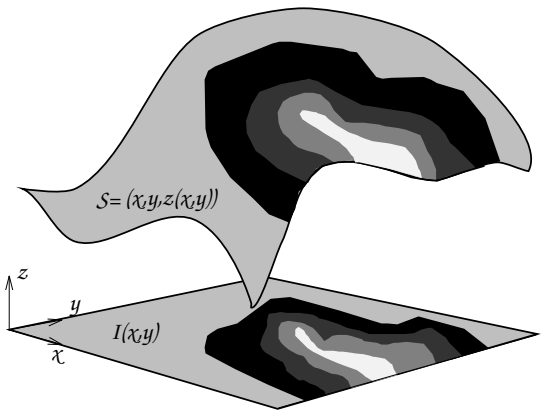

Fig. 2. The image $I(x,y)$ is painted on the parameterized surface $\mathcal{S} = (x, y, z(x,y))$. *I.e.* the surface point $(x, y, z(x,y))$ has the gray level $I(x,y)$.

5. Shortening flow: The scale space is a shortening flow of the level sets of the image painted on the surface.

5 κ_g Scale Space Derivation

As a first step we follow [12] and analyze the single curve case of evolution under the κ_g flow. Then, based on the fact that embedding is preserved, we generalize and consider the whole image. Let $\tilde{\mathcal{C}}(\tilde{s}) = (x(\tilde{s}), y(\tilde{s}))$ be an iso-gray level planar curve parameterized by its arclength $\tilde{s}$ of the image $I(x,y)$. *I.e.* $I(x,y)$ is constant along $\tilde{\mathcal{C}}(\tilde{s})$:

$$I(\tilde{\mathcal{C}}(\tilde{s})) = Const,$$

or equivalently $\partial I(\tilde{\mathcal{C}}(\tilde{s}))/\partial \tilde{s} = 0$.

The iso-gray level curve $\tilde{\mathcal{C}}(\tilde{s})$ is the projection onto the (image) coordinate plane of the 3D surface curve $\mathcal{C}(\tilde{s}) = (x(\tilde{s}), y(\tilde{s}), z(x(\tilde{s}), y(\tilde{s})))$. I.e. $\tilde{\mathcal{C}}(\tilde{s}) = \pi \circ \mathcal{C}(\tilde{s})$, where π is the projection operation $(a,b) = \pi \circ (a,b,c)$. See Fig. 3.

Let us first show a simple connection between an image and its level sets evolution.

Lemma 1. *Let $\tilde{\mathcal{C}}(\tilde{s}) = (x(\tilde{s}), y(\tilde{s}))$ be the level curve of $I(x,y)$. Assume that the planar curve $\tilde{\mathcal{C}}$ is evolving in the coordinate plane according to the smooth velocity field $\mathcal{V}$:*

$$\tilde{\mathcal{C}}_t = \mathcal{V}.$$

Then the image follows the evolution

$$I_t = \langle \mathcal{V}, \nabla I \rangle,$$

where $\nabla I \equiv (I_x, I_y)$.

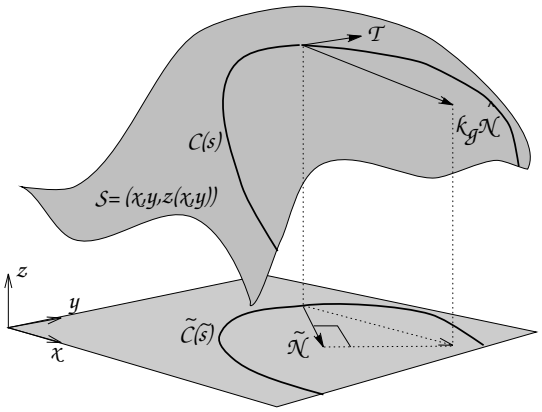

Fig. 3. The geometry of the geodesic curvature vector projection.

Proof. The flow $\tilde{\mathcal{C}}_t = \mathcal{V}$ was shown in [4] to be geometrically equivalent to the normal direction evolution $\tilde{\mathcal{C}}_t = \langle \mathcal{V}, \tilde{\mathcal{N}} \rangle \tilde{\mathcal{N}}$, where $\tilde{\mathcal{N}}$ is the unit normal of the planar curve. By the chain rule we have

$$\begin{aligned} \frac{\partial I}{\partial t} &= \frac{\partial I}{\partial x}\frac{\partial x}{\partial t} + \frac{\partial I}{\partial y}\frac{\partial y}{\partial t} \\ &= \langle \nabla I, \tilde{\mathcal{C}}_t \rangle \\ &= \left\langle \nabla I, \langle \mathcal{V}, \tilde{\mathcal{N}} \rangle \tilde{\mathcal{N}} \right\rangle . \end{aligned}$$

Recalling that $\tilde{\mathcal{C}}$ is a level set of $I(x,y)$, we can express the normal $\tilde{\mathcal{N}}$ as $\tilde{\mathcal{N}} = \nabla I / |\nabla I|$. Using this relation

$$\begin{aligned} \frac{\partial I}{\partial t} &= \left\langle \nabla I, \langle \mathcal{V}, \tilde{\mathcal{N}} \rangle \tilde{\mathcal{N}} \right\rangle \\ &= \left\langle \nabla I, \langle \mathcal{V}, \frac{\nabla I}{|\nabla I|} \rangle \frac{\nabla I}{|\nabla I|} \right\rangle \\ &= \langle \mathcal{V}, \nabla I \rangle \cdot \frac{1}{|\nabla I|^2} \cdot \langle \nabla I, \nabla I \rangle \\ &= \langle \mathcal{V}, \nabla I \rangle . \end{aligned}$$

□

Let us now derive the geodesic curvature scale space equation

Lemma 2. *The geodesic curvature scale space for the image $I(x,y)$ painted on the parameterized surface $\mathcal{S} = (x, y, z(x,y))$ is given by the evolution equation*

$$\frac{\partial I}{\partial t} = \frac{I_x^2 I_{yy} - 2 I_x I_y I_{xy} + I_y^2 I_{xx} + \frac{(z_x I_x + z_y I_y)}{1+z_x^2+z_y^2}(z_{xx} I_y^2 - 2 I_x I_y z_{xy} + z_{yy} I_x^2)}{I_x^2(1+z_y^2) + I_y^2(1+z_x^2) - 2 z_x z_y I_x I_y} . \quad (1)$$

Proof. We start from the evolution of the 3D level sets of $I(x,y)$ on the surface $\mathcal{S} = (x, y, z(x,y))$ that is given by the geodesic curvature flow

$$\frac{\partial \mathcal{C}}{\partial t} = \kappa_g \hat{\mathcal{N}}.$$

Where $\kappa_g \hat{\mathcal{N}}$ is the 3D geodesic curvature vector defined by

$$\begin{aligned} \kappa_g \hat{\mathcal{N}} &= \kappa \mathcal{N} - \langle \kappa \mathcal{N}, N \rangle N \\ &= \mathcal{C}_{ss} - \langle \mathcal{C}_{ss}, N \rangle N. \end{aligned}$$

Here, $\kappa \mathcal{N} = \mathcal{C}_{ss}$ is the 3D curvature vector of the 3D surface curve $\mathcal{C}(s)$, where s is the arclength parameterization of $\mathcal{C}$. N is the surface normal:

$$N = \frac{(-z_x, -z_y, 1)}{\sqrt{1 + z_x^2 + z_y^2}}.$$

The projection of this 3D evolution onto the 2D coordinate plane is given by

$$\frac{\partial \tilde{\mathcal{C}}}{\partial t} = \langle \pi \circ \kappa_g \hat{\mathcal{N}}, \tilde{\mathcal{N}} \rangle \tilde{\mathcal{N}}.$$

The relation between the arclength s of the 3D curve $\mathcal{C}$ and the arclength $\tilde{s}$ of its 2D projection $\tilde{\mathcal{C}}$ is obtained from the arclength definition:

$$s = \int |\mathcal{C}_{\tilde{s}}| d\tilde{s},$$

that yields

$$\begin{aligned} \frac{1}{g} \equiv \frac{\partial s}{\partial \tilde{s}} &= |\mathcal{C}_{\tilde{s}}| \\ &= \sqrt{x_{\tilde{s}}^2 + y_{\tilde{s}}^2 + z_{\tilde{s}}^2} \\ &= \sqrt{(1 + z_x^2) x_{\tilde{s}}^2 + (1 + z_y^2) y_{\tilde{s}}^2 + 2 z_x z_y x_{\tilde{s}} y_{\tilde{s}}}, \end{aligned}$$

where for the last step we applied the chain rule $z_{\tilde{s}} = z_x x_{\tilde{s}} + z_y y_{\tilde{s}}$.

For further derivation we also need the following relations, that are obtained by the chain rule:

$$\begin{aligned} z_s &= z_x x_s + z_y y_s \\ z_{ss} &= z_{xx} x_s^2 + z_{yy} y_s^2 + 2 z_{xy} x_s y_s + z_x x_{ss} + z_y y_{ss} \\ \mathcal{C}_s &= \mathcal{C}_{\tilde{s}} \frac{\partial \tilde{s}}{\partial s} = \mathcal{C}_{\tilde{s}} g \\ \pi \circ \mathcal{C}_s &= \pi \circ (g \mathcal{C}_{\tilde{s}}) = g \pi \circ \mathcal{C}_{\tilde{s}} = g \tilde{\mathcal{C}}_{\tilde{s}} \\ \mathcal{C}_{ss} &= \mathcal{C}_{\tilde{s}\tilde{s}} g^2 + \mathcal{C}_{\tilde{s}} g_s \\ \langle \pi \circ \mathcal{C}_{ss}, \tilde{\mathcal{N}} \rangle &= g^2 \langle \tilde{\mathcal{C}}_{\tilde{s}\tilde{s}}, \tilde{\mathcal{N}} \rangle = g^2 \tilde{\kappa}, \end{aligned}$$

where $\tilde{\kappa} \equiv \langle \tilde{\mathcal{C}}_{\tilde{s}\tilde{s}}, \tilde{\mathcal{N}} \rangle$ is the curvature of the planar curve $\tilde{\mathcal{C}}$: The projection of its second derivative, which is a vector in the normal direction, onto its normal.

Using the above relations, the projection of the geodesic curvature vector onto the coordinate plane can be computed

$$\begin{aligned}
\pi \circ \kappa_g \hat{\mathcal{N}} &\equiv \pi \circ (\mathcal{C}_{ss} - \langle \mathcal{C}_{ss}, N \rangle N) \\
&= \pi \circ \mathcal{C}_{ss} - \frac{-x_{ss} z_x - y_{ss} z_y + z_{ss}}{\sqrt{1 + z_x^2 + z_y^2}} \frac{(-z_x, -z_y)}{\sqrt{1 + z_x^2 + z_y^2}} \\
&= \pi \circ \mathcal{C}_{ss} + \frac{-x_{ss} z_x - y_{ss} z_y + z_{ss}}{1 + z_x^2 + z_y^2} (z_x, z_y) \\
&= \pi \circ \mathcal{C}_{ss} + \frac{z_{xx} x_s^2 + z_{yy} y_s^2 + 2 z_{xy} x_s y_s}{1 + z_x^2 + z_y^2} (z_x, z_y).
\end{aligned}$$

We can project the above velocity filed onto the planar normal $\tilde{\mathcal{N}} = (-y_{\tilde{s}}, x_{\tilde{s}})$ eliminating the tangential component which does not contribute to the geometric evolution [4]:

$$\begin{aligned}
\langle \pi \circ \kappa_g \hat{\mathcal{N}}, \tilde{\mathcal{N}} \rangle &= g^2 \tilde{\kappa} + g^2 \frac{(z_{xx} x_{\tilde{s}}^2 + z_{yy} y_{\tilde{s}}^2 + 2 z_{xy} x_{\tilde{s}} y_{\tilde{s}})(-y_{\tilde{s}} z_x + x_{\tilde{s}} z_y)}{1 + z_x^2 + z_y^2} \\
&= \frac{\tilde{\kappa} + \frac{(-y_{\tilde{s}} z_x + x_{\tilde{s}} z_y)}{1 + z_x^2 + z_y^2} (z_{xx} x_{\tilde{s}}^2 + z_{yy} y_{\tilde{s}}^2 + 2 z_{xy} x_{\tilde{s}} y_{\tilde{s}})}{(1 + z_x^2) x_{\tilde{s}}^2 + (1 + z_y^2) y_{\tilde{s}}^2 + 2 z_x z_y x_{\tilde{s}} y_{\tilde{s}}}
\end{aligned}$$

Introducing the normal and the curvature as functions of the image in which the curve is embedded as a level set

$$\begin{aligned}
\tilde{\mathcal{N}} = (-y_{\tilde{s}}, x_{\tilde{s}}) &= \frac{\nabla I}{|\nabla I|} \\
\tilde{\kappa} &= \operatorname{div} \left(\frac{\nabla I}{|\nabla I|} \right),
\end{aligned}$$

and using Lemma 1, we conclude with the desired result

$$\frac{\partial I}{\partial t} = \frac{I_x^2 I_{yy} - 2 I_x I_y I_{xy} + I_y^2 I_{xx} + \frac{(z_x I_x + z_y I_y)}{1 + z_x^2 + z_y^2} (z_{xx} I_y^2 - 2 I_x I_y z_{xy} + z_{yy} I_x^2)}{I_x^2 (1 + z_y^2) + I_y^2 (1 + z_x^2) - 2 z_x z_y I_x I_y}.$$

□

We note that the relation between curves evolving as level sets of a higher dimensional function was explored and used in [15, 18] to construct state of the art numerical algorithms for curve evolution. Based on the Osher Sethian numerical algorithm, the natural connection between shape boundaries and their images (a gray level image of a shape is considered as an implicit representation of the boundary of the shape) was used for the computation of offset curves in Computer Aided Design in [10]. The same motivation lead us to the proposed framework for which the numerical implementation enjoys the same flavor of stability and accuracy.

6 Results and Numerical Implementation Considerations

We have implemented the PDE given in Equation (1) by using central difference approximation for the spatial derivatives[3] and a forward difference approximation for the time derivative:

$$
\begin{aligned}
I^n_{i,j} &\equiv I(i\Delta x, j\Delta y, n\Delta t) \\
I_t &\approx \frac{I^{n+1}_{i,j} - I^n_{i,j}}{\Delta t} \\
I_x &\approx \frac{I^n_{i+1,j} - I^n_{i-1,j}}{2\Delta x} \\
I_{xx} &\approx \frac{I^n_{i+1,j} - 2I^n_{i,j} + I^n_{i-1,j}}{(\Delta x)^2} \\
I_{xy} &\approx \frac{I^n_{i+1,j+1} + I^n_{i-1,j-1} - I^n_{i-1,j+1} - I^n_{i+1,j-1}}{(2\Delta x)^2},
\end{aligned}
$$

of I, and the same central difference approximation for the surface spatial derivatives ($z_x, ...$). We have chosen mirror boundary conditions along the boundaries both for the image I and the surface z.

In the first example we *textured mapped* the images of Lenna and an image of a hand onto a cylinder. Figure 4 present the invariance of the κ_g flow to this simple banding of the original image plane.

Figure 5 presents the evolution of Lenna image projected on three different surfaces ($sin(x)sin(y)$, $sin(2x)sin(2y)$, and a sphere). Each surface obviously results in a different flow, however the simplification of the image topology in scale towards geodesics on the surface is a joint property for all cases.

7 Summary

Using the relation between iso-gray level curves and the gray level image from which they are extracted, we derived an intrinsic evolution for images on surfaces. The flow is invariant to bending of the surface. Based on a shortening flow that was recently studied in curve evolution theory, the proposed κ_g flow preserves the embedding of the gray levels along the evolution. The gray levels converge in finite time to points or to geodesics (κ_g converges to zero in the C^∞ norm). The result is a simple scale space with nice geometric properties, of which the two important ones are the simplification of the topology of the image in scale, and the invariance of the flow to bending of the surface on which the image is painted.

[3] This is a pure diffusive process for which central difference approximation are usually selected.



Fig. 4. The evolution (left to right) of two images: The original planar flow and its corresponding κ_g flow of the planar image mapped onto a cylinder. The original image x-axis is scaled to the cylinder diameter size. The results show the invariance to bending of the original image plane onto a cylinder.

8 Acknowledgments

I would like to thank Dr. Nir Sochen from LBNL, for the interesting and intriguing discussions on invariant scale spaces and their relation to high energy physics.

References

1. L Alvarez, F Guichard, P L Lions, and J M Morel. Axioms and fundamental equations of image processing. *Arch. Rational Mechanics*, 123, 1993.

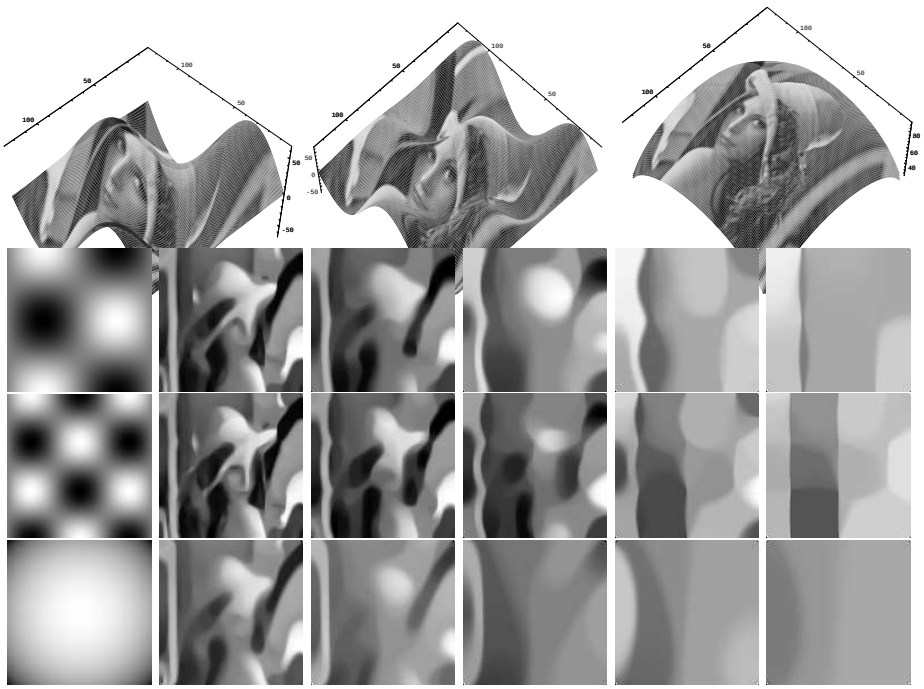

Fig. 5. The evolution (left to right) of Lenna image, this time *projected* onto three surfaces (at the top). The surfaces are also presented to the left of the evolution sequence: Gray level corresponds to the hight.

2. L Alvarez, P L Lions, and J M Morel. Image selective smoothing and edge detection by nonlinear diffusion. *SIAM J. Numer. Anal*, 29:845–866, 1992.
3. D L Chopp and J A Sethian. Flow under curvature: Singularity formation, minimal surfaces, and geodesics. *Jour. Exper. Math.*, 2(4):235–255, 1993.
4. C L Epstein and M Gage. The curve shortening flow. In A Chorin and A Majda, editors, *Wave Motion: Theory, Modeling, and Computation.* Springer-Verlag, New York, 1987.
5. L M J Florack, A H Salden, , B M ter Haar Romeny, J J Koendrink, and M A Viergever. Nonlinear scale-space. In B M ter Haar Romeny, editor, *Geometric–Driven Diffusion in Computer Vision.* Kluwer Academic Publishers, The Netherlands, 1994.
6. D Gabor. Information theory in electron microscopy. *Laboratory Investigation*, 14(6):801–807, 1965.
7. M Gage and R S Hamilton. The heat equation shrinking convex plane curves. *J. Diff. Geom.*, 23, 1986.
8. M A Grayson. The heat equation shrinks embedded plane curves to round points. *J. Diff. Geom.*, 26, 1987.
9. M A Grayson. Shortening embedded curves. *Annals of Mathematics*, 129:71–111, 1989.

10. R Kimmel and A M Bruckstein. Shape offsets via level sets. *CAD*, 25(5):154–162, March 1993.
11. R Kimmel and N Kiryati. Finding shortest paths on surfaces by fast global approximation and precise local refinement. *Int. J. of Pattern Rec. and AI*, to appear 1996.
12. R Kimmel and G Sapiro. Shortening three dimensional curves via two dimensional flows. *International Journal: Computers & Mathematics with Applications*, 29(3):49–62, March 1995.
13. R Kimmel, N Sochen, and R Malladi. From high energy physics to low level vision. In *Lecture Notes In Computer Science (this collection)*. Springer-Verlag, 1997.
14. M Lindenbaum, M Fischer, and A M Bruckstein. On Gabor's contribution to image enhancement. *Pattern Recognition*, 27(1):1–8, 1994.
15. S J Osher and J A Sethian. Fronts propagating with curvature dependent speed: Algorithms based on Hamilton-Jacobi formulations. *J. of Comp. Phys.*, 79:12–49, 1988.
16. In B M ter Haar Romeny, editor, *Geometric–Driven Diffusion in Computer Vision*. Kluwer Academic Publishers, The Netherlands, 1994.
17. G Sapiro and A Tannenbaum. On invariant curve evolution and image analysis. *Indiana University Mathematics Journal*, 42(3), 1993.
18. J A Sethian. A review of recent numerical algorithms for hypersurfaces moving with curvature dependent speed. *J. of Diff. Geom.*, 33:131–161, 1990.
19. N Sochen, R Kimmel, and R Malladi. From high energy physics to low level vision. Report LBNL 39243, LBNL, UC Berkeley, CA 94720, August 1996. http://www.lbl.gov/~ron/belt-html.html.

This article was processed using the LaTeX macro package with LLNCS style